

An advanced multipole model for (216) Kleopatra triple system [★]

M. Brož¹, F. Marchis^{2,3}, L. Jorda³, J. Hanuš¹, P. Vernazza³, M. Ferrais³, F. Vachier⁴, N. Rambaux⁴, M. Marsset⁵, M. Viikinkoski⁶, E. Jehin⁷, S. Benseguane³, E. Podlewska-Gaca⁸, B. Carry⁹, A. Drouard³, S. Fauvaud¹⁰, M. Birlan^{4,11}, J. Berthier⁴, P. Bartczak⁸, C. Dumas¹², G. Dudziński⁸, J. Ďurech¹, J. Castillo-Rogez¹³, F. Cipriani¹⁴, F. Colas⁴, R. Fetick³, T. Fusco^{3,15}, J. Grice^{9,16}, A. Kryszczyńska⁸, P. Lamy¹⁷, A. Marciniak⁸, T. Michalowski⁸, P. Michel⁹, M. Pajuelo^{4,18}, T. Santana-Ros^{19,20}, P. Tanga⁹, A. Vigan³, D. Vokrouhlický¹, O. Witasse¹⁴, and B. Yang²¹

- ¹ Institute of Astronomy, Faculty of Mathematics and Physics, Charles University, V Holešovičkách 2, 18000 Prague, Czech Republic
² SETI Institute, Carl Sagan Center, 189 Bernardo Avenue, Mountain View CA 94043, USA
³ Aix Marseille Univ, CNRS, LAM, Laboratoire d'Astrophysique de Marseille, Marseille, France
⁴ IMCCE, Observatoire de Paris, PSL Research University, CNRS, Sorbonne Universités, UPMC Univ Paris 06, Univ. Lille, France
⁵ Department of Earth, Atmospheric and Planetary Sciences, MIT, 77 Massachusetts Avenue, Cambridge, MA 02139, USA
⁶ Mathematics & Statistics, Tampere University, PO Box 553, 33101, Tampere, Finland
⁷ Space sciences, Technologies and Astrophysics Research Institute, Université de Liège, Allée du 6 Août 17, 4000 Liège, Belgium
⁸ Faculty of Physics, Astronomical Observatory Institute, Adam Mickiewicz University, ul. Słoneczna 36, 60-286 Poznań, Poland
⁹ Université Côte d'Azur, Observatoire de la Côte d'Azur, CNRS, Laboratoire Lagrange, France
¹⁰ Observatoire du Bois de Bardou, 16110 Taponnat, France
¹¹ Astronomical Institute of Romanian Academy, 5, Cutitul de Argint Street, 040557 Bucharest, Romania
¹² Thirty-Meter-Telescope, 100 West Walnut St, Suite 300, Pasadena, CA 91124, USA
¹³ Jet Propulsion Laboratory, California Institute of Technology, 4800 Oak Grove Drive, Pasadena, CA 91109, USA
¹⁴ European Space Agency, ESTEC - Scientific Support Office, Keplerlaan 1, Noordwijk 2200 AG, The Netherlands
¹⁵ The French Aerospace Lab BP72, 29 avenue de la Division Leclerc, 92322 Chatillon Cedex, France
¹⁶ Open University, School of Physical Sciences, The Open University, MK7 6AA, UK
¹⁷ Laboratoire Atmosphères, Milieux et Observations Spatiales, CNRS & Université de Versailles Saint-Quentin-en-Yvelines, Guyancourt, France
¹⁸ Sección Física, Departamento de Ciencias, Pontificia Universidad Católica del Perú, Apartado 1761, Lima, Perú
¹⁹ Departamento de Física, Ingeniería de Sistemas y Teoría de la Señal, Universidad de Alicante, Alicante, Spain
²⁰ Institut de Ciències del Cosmos (ICCUB), Universitat de Barcelona (IEEC-UB), Martí Franqués 1, E08028 Barcelona, Spain
²¹ European Southern Observatory (ESO), Alonso de Cordova 3107, 1900 Casilla Vitacura, Santiago, Chile

Received x-x-2020 / Accepted x-x-2020

ABSTRACT

Aims. To interpret adaptive-optics observations of (216) Kleopatra, we need to describe an evolution of multiple moons, orbiting an extremely irregular body and including their mutual interactions. Such orbits are generally non-Keplerian and orbital elements are not constants.

Methods. Consequently, we use a modified N -body integrator, which was significantly extended to include the multipole expansion of the gravitational field up to the order $\ell = 10$. Its convergence was verified against the ‘brute-force’ algorithm. We computed the coefficients $C_{\ell m}$, $S_{\ell m}$ for Kleopatra’s shape, assuming a constant bulk density. For solar-system applications, it was also necessary to implement a variable distance and geometry of observations. Our χ^2 metric then accounts for the absolute astrometry, the relative astrometry (2nd moon with respect to 1st), angular velocities, and also silhouettes, constraining the pole orientation. This allowed us to derive the orbital elements of Kleopatra’s two moons.

Results. Using both archival astrometric data and new VLT/SPHERE observations (ESO LP 199.C-0074), we were able to identify the true periods of the moons, $P_1 = (1.822359 \pm 0.004156)$ d, $P_2 = (2.745820 \pm 0.004820)$ d. They orbit very close to the 3:2 mean-motion resonance, but their osculating eccentricities are too small compared to other perturbations (multipole, mutual), so that regular librations of the critical argument are not present. The resulting mass of Kleopatra, $m_1 = (1.49 \pm 0.16) \cdot 10^{-12} M_{\odot}$ or $2.97 \cdot 10^{18}$ kg, is significantly lower than previously thought. An implication explained in the accompanying paper (Marchis et al.) is that (216) Kleopatra is a critically rotating body.

Key words. Minor planets, asteroids: individual: (216) Kleopatra – Planets and satellites: fundamental parameters – Astrometry – Celestial mechanics – Methods: numerical

1. Introduction

(216) Kleopatra was discovered in 1880 by Johann Palisa, a famous Czech astronomer working at the Austrian observatory lo-

cated in Croatia (Palisa 1880). While we celebrate 140 years of its observational arc, the time span of observations of moons orbiting Kleopatra is ‘only’ several tens of years. It starts from 1980, when a serendipitous occultation by the outer moon was observed, or from 2008 (Descamps et al. 2011), when both moons were discovered using adaptive-optics observations on

[★] Based on observations made with ESO Telescopes at the La Silla Paranal Observatory under program 199.C-0074 (PI Vernazza).

Keck II, till 2019 (this work). The moons have already been assigned permanent names: Alexhelios and Cleoselene.

This time span is sufficient to determine not only ‘static’ orbits, but also analyze their orbital evolution. In particular, the oblateness of the central body induces nodal precession, $\dot{\Omega} = -(3/2)nJ_2(R/a)^2 \cos i$, where J_2 denotes the zonal quadrupole moment, R body radius, n mean motion, a semimajor axis, i inclination with respect to the equator (assuming $e = 0$). For $J_2 \approx 0.8$, it would mean 3 deg d^{-1} for a small-inclination orbit at the distance of 500 km. However, (216) Kleopatra is an extreme example. Its shape is so irregular (Ostro et al. 2000; Shepard et al. 2018) that multipoles of higher orders certainly play some role. One should use either a direct integration, which would be extremely time consuming, or a multipole expansion, as we do in this work. As an outcome, we determine orbital parameters with a better accuracy, by accounting for as many dynamical effects as possible.

2. Adaptive-optics observations

For fitting the orbits of Kleopatra moons, we used three astrometric datasets denoted as DESCAMPS (from 2008; Descamps et al. 2011), and SPHERE2017, SPHERE2018, which were obtained with the VLT/SPHERE instrument (Beuzit et al. 2019) in the framework of the ESO Large Programme (199.C-0074; PI P. Vernazza). A detailed description of all adaptive-optics observations, their observational circumstances, reductions, and resulting astrometric positions is included in the accompanying paper by Marchis et al. (see Tabs. 2 and 3 therein), because most of it shared with the analysis of Kleopatra’s shape.

Altogether, the number of measurements is 15 and 18 for the absolute astrometry of the inner and the outer moon, respectively. For testing purposes, we also used measurements on individual close-in-time images, which are much more numerous (45 plus 45). A conservative estimate of the position uncertainties is approximately 10 mas. We accounted for a systematic shift between the photocentre and the centre of mass, which is typically a few milliarcseconds. We used a convex-hull shape model (with zero centre of mass), rotated and illuminated according to observational circumstances, and computed its photocentre as the weighted average over all observable facets in the (u, v) plane. A difference for a non-convex model is negligible, because the observations were taken close to oppositions. Alternatively, we used 14 relative astrometry measurements of the two moons, which partly prevents remaining systematics in the photocentre motion (or allows their detection).

3. Moons orbital dynamics

3.1. N-body model

For orbital simulations, we use the Xitau program¹, originally developed for stellar applications (Brož 2017; Nemravová et al. 2016). It is a full N-body model, based on the Bulirsch-Stoer numerical integrator from the SWIFT package (Levison & Duncan 1994), accounting for mutual interactions of all bodies. For our purposes, it was necessary to modify it in several ways. Namely, we implemented: (i) a fitting of relative astrometry, (ii) angular velocities, (iii) adaptive-optics silhouettes of the primary, (iv) variable distance, (v) variable geometry (u, v, w) , (vi) brute-force algorithm, (vii) multipole development (up to the order $\ell = 10$; see Section 3.2), and (viii) external tide (see Section 3.3).

¹ <http://sirrah.troja.mff.cuni.cz/~mira/xitau/>

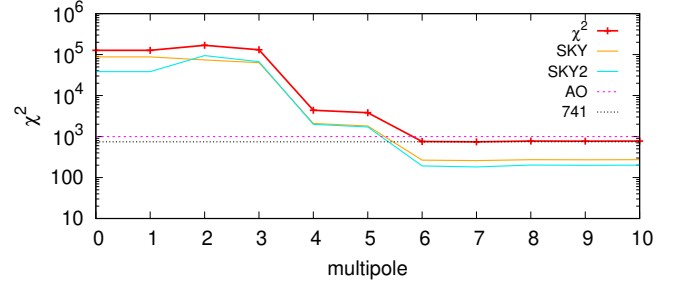


Fig. 1. Dependence of $\chi^2 = \chi_{\text{sky}}^2 + \chi_{\text{sky2}}^2 + 0.3\chi_{\text{ao}}^2$ on the multipole order ℓ . The model was optimized for $\ell = 10$ and then recomputed (not optimized) for lower orders. It is important to account for orders $\ell \leq 6$.

Consequently, for a comparison of observations of Kleopatra and its moons with our model, we can use the metric:

$$\chi^2 = w_{\text{sky}}\chi_{\text{sky}}^2 + w_{\text{sky2}}\chi_{\text{sky2}}^2 + w_{\text{sky3}}\chi_{\text{sky3}}^2 + w_{\text{ao}}\chi_{\text{ao}}^2, \quad (1)$$

$$\chi_{\text{sky}}^2 = \sum_{j=1}^{N_{\text{bod}}} \sum_{i=1}^{N_{\text{sky}}} \left[\frac{(\Delta u_{ji})^2}{\sigma_{\text{sky major } ji}^2} + \frac{(\Delta v_{ji})^2}{\sigma_{\text{sky minor } ji}^2} \right], \quad (2)$$

$$(\Delta u_{ji}, \Delta v_{ji}) = \mathbf{R} \left(-\phi_{\text{ellipse}} - \frac{\pi}{2} \right) \times (u'_{ji} - u_{ji} \quad v'_{ji} - v_{ji}), \quad (3)$$

$$\chi_{\text{sky2}}^2 = \sum_{i=1}^{N_{\text{sky2}}} \left[\frac{(\Delta u_i)^2}{\sigma_{\text{sky major } i}^2} + \frac{(\Delta v_i)^2}{\sigma_{\text{sky minor } i}^2} \right], \quad (4)$$

$$\chi_{\text{sky3}}^2 = \sum_{i=1}^{N_{\text{sky3}}} \left[\frac{(\Delta \dot{u}_i)^2}{\sigma_{\text{sky major } i}^2} + \frac{(\Delta \dot{v}_i)^2}{\sigma_{\text{sky minor } i}^2} \right], \quad (5)$$

$$\chi_{\text{ao}}^2 = \sum_{i=1}^{N_{\text{ao}}} \sum_{k=1}^{360} \frac{(u'_{ik} - u_{ik})^2 + (v'_{ik} - v_{ik})^2}{\sigma_{\text{ao } i}^2}, \quad (6)$$

where the index i corresponds to observational data, j individual bodies, k angular steps of silhouette data, $'$ synthetic data interpolated to the times of observations t_i (including the light-time effect). u, v denote the sky-plane coordinates, \dot{u}, \dot{v} their temporal derivatives, \mathbf{R} the rotation matrix, σ observational uncertainties along two axes (distinguished as ‘major’, ‘minor’), ϕ_{ellipse} angle of the corresponding uncertainty ellipse. Necessary (216) and Sun ephemerides, for computations of the variable distance and geometry, were taken from JPL’s Horizons (Giorgini et al. 1996).

The four terms correspond to the absolute or 1-centric astrometry (SKY), relative astrometry (SKY2; i.e. body 3 wrt. 2), angular velocities (SKY3), and adaptive-optics silhouettes (AO). Optionally, we can also use weights, e.g., $w_{\text{sky3}} = 0$, if the observed \dot{u}, \dot{v} are systematically underestimated, or $w_{\text{ao}} = 0.3$, which serves as a regularisation, preventing unrealistic pole orientations.

Given the overall time span of observations, our integrations were performed for 3 780 d (forward) and 1 d (backward) with respect to the epoch $T_0 = 2454728.761806$. The integrator has an adaptive time step, with the respective precision parameter $\epsilon = 10^{-8}$. The internal time step was typically 0.02 d, or smaller if the time was close to the ‘time of interest’, i.e., any of the observational data.

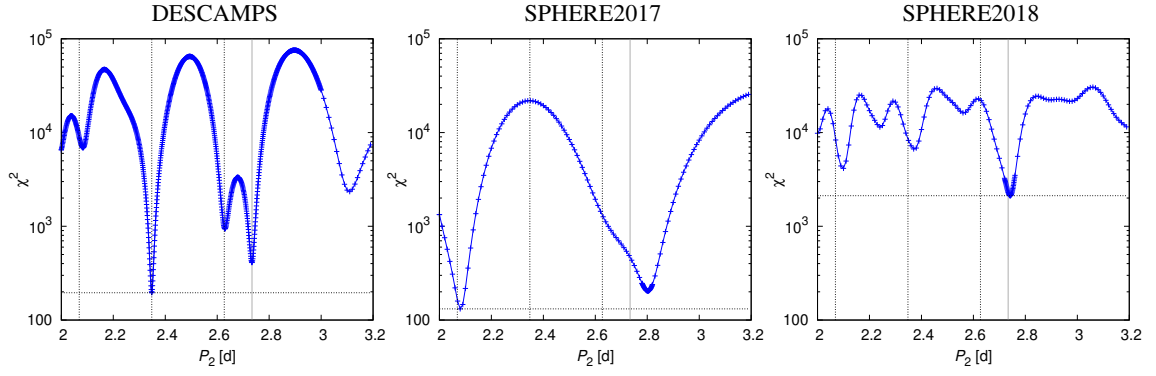


Fig. 2. Periodograms for P_2 computed separately for three datasets (DESCAMPS, SPHERE2017, SPHERE2018). The $\chi^2 = \chi_{\text{sky}}^2$ value was optimized for the first dataset and then only P_2 was varied. We show the old incorrect period (dotted line), together with an expected spacing between local minima given by the timespan $\Delta P = P_2/(t_2 - t_1)$, and the new correct one (gray line). The shift of P_2 for SPHERE2017 and an increased χ^2 for SPHERE2018 were present due to incorrect identification of the two moons. It was corrected after computing the periodograms and before fitting the orbits.

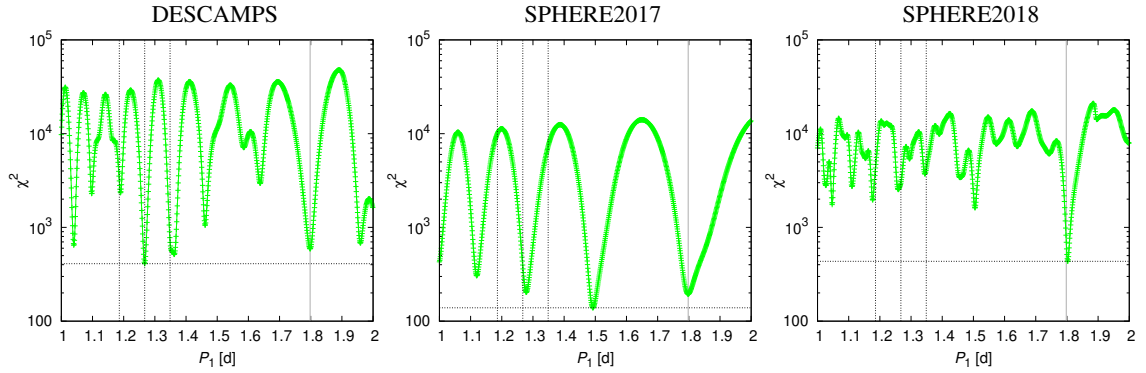


Fig. 3. Same as Fig. 2 for P_1 , with P_2 already shifted towards ~ 2.7 d.

3.2. Brute-force vs. multipole

In order to account not only for J_2 but for a gravitational acceleration by an arbitrary shape of the central body, we implemented a brute-force algorithm in *Xi tau*. Hereinafter, we assumed a constant density within the body. The respective volumetric integral:

$$\mathbf{f}_{\text{bf}}(\mathbf{r}) = -G\rho \int_V \frac{\mathbf{r} - \mathbf{r}'}{|\mathbf{r} - \mathbf{r}'|^3} dV' \quad (7)$$

was approximated by a direct sum over 24 099 tetrahedra, obtained by a Delaunay triangulation of the ADAM shape model,

using the Tetgen program (Si 2006). The shape was also shifted to the centre of mass and rotated so that the principal axes of the inertia tensor correspond to the reference axes. Although the computation is slow (24 099 interactions instead of 1), it can be used as a verification of fast algorithms.

As far as 'fast' is concerned, we also implemented a multipole development of the gravitational field up to the order $\ell = 10$, according to Burša et al. (1993); Bertotti et al. (2003). We review the governing equations here, using the same notation as in *Xi tau* program:

$$U = -\frac{GM}{r} \sum_{\ell=0}^{N_{\text{pole}}} \left(\frac{R}{r}\right)^\ell \sum_{m=0}^{\ell} P_{\ell m}(\cos \theta) [C_{\ell m} \cos(m\phi) + S_{\ell m} \sin(m\phi)], \quad (8)$$

$$\frac{dU}{dr} = -GM \sum_{\ell=0}^{N_{\text{pole}}} R^\ell (-\ell - 1) r^{-\ell-2} \sum_{m=0}^{\ell} P_{\ell m}(\cos \theta) [C_{\ell m} \cos(m\phi) + S_{\ell m} \sin(m\phi)], \quad (9)$$

$$\frac{dU}{d\theta} = -GM \sum_{\ell=0}^{N_{\text{pole}}} R^\ell r^{-\ell-1} \sum_{m=0}^{\ell} P'_{\ell m}(\cos \theta) \sin \theta [C_{\ell m} \cos(m\phi) + S_{\ell m} \sin(m\phi)], \quad (10)$$

$$\frac{dU}{d\phi} = -GM \sum_{\ell=0}^{N_{\text{pole}}} R^\ell r^{-\ell-1} \sum_{m=0}^{\ell} P_{\ell m}(\cos \theta) [-C_{\ell m} \sin(m\phi)m + S_{\ell m} \cos(m\phi)m], \quad (11)$$

$$\mathbf{f}_{\text{mp}} = -\left(\frac{dU}{dr}, \frac{1}{r} \frac{dU}{d\theta}, \frac{1}{r \sin \theta} \frac{dU}{d\phi}\right), \quad (12)$$

$$C_{\ell 0} = \frac{1}{MR^\ell} \rho \int_V |\mathbf{r}|^\ell P_\ell(\cos \theta) dV, \quad (13)$$

$$C_{\ell m} = \frac{2}{MR^\ell} \frac{(\ell - m)!}{(\ell + m)!} \rho \int_V |\mathbf{r}|^\ell P_{\ell m}(\cos \theta) \cos(m\phi) dV, \quad (14)$$

$$S_{\ell m} = \frac{2}{MR^\ell} \frac{(\ell - m)!}{(\ell + m)!} \rho \int_V |\mathbf{r}|^\ell P_{\ell m}(\cos \theta) \sin(m\phi) dV, \quad (15)$$

$$P_0(x) = 1, \quad P_1(x) = x, \quad P_2(x) = \frac{1}{2}(3x^2 - 1), \dots \quad (16)$$

$$P_{11}(x) = (1 - x^2)^{\frac{1}{2}}, \quad P_{21}(x) = 3x(1 - x^2)^{\frac{1}{2}}, \dots \quad (17)$$

where r, θ, ϕ are body-frozen spherical coordinates of bodies 2, 3, etc., which are determined from 1-centric ecliptic coordinates by rotations $\mathbf{R}_z(-l_{\text{pole}})$, $\mathbf{R}_y(-(\pi/2 - b_{\text{pole}}))$, $\mathbf{R}_z(-2\pi(t - T_{\text{min}})/P - \phi_0)$, where l_{pole} denotes the ecliptic longitude of the rotation pole, b_{pole} ecliptic latitude, P rotation period, T_{min} rotation epoch, ϕ_0 reference phase; R the reference radius of the gravitational model, U gravitational potential, \mathbf{f}_{mp} acceleration, which is then transformed from spherical to Cartesian and by back-rotations; $C_{\ell m}$, $S_{\ell m}$ real coefficients, which have to be evaluated for the given shape model (see Tab. 1), P_ℓ the Legendre polynomials, and $P_{\ell m}$ the associated Legendre polynomials. In total, there are 121 dynamical terms in our model.

A verification of convergence is demonstrated in Tab. 2 (monopole \rightarrow brute-force; non-optimized version). While a difference for the monopole is substantial, 10^{-1} , the relative error for $\ell = 10$ is of the order of 10^{-6} for the largest x -component of acceleration.

Yet the acceleration computation is about 50 times faster (optimized version) compared to the brute-force algorithm. An evolution for circular/planar orbits is practically impossible to distinguish on a 40-day time span; relative differences are of the order $6 \cdot 10^{-12}/3 \cdot 10^{-6} = 2 \cdot 10^{-6}$. On the other hand, in extreme cases (e.g., high inclinations with respect to the equator, leading to a precession on a 10^2 day time scale) there is a noticeable phase shift, resulting in $4 \cdot 10^{-8}/3 \cdot 10^{-6} \simeq 10^{-2}$ variations in (x, y, z) .

In this work, $C_{\ell m}$, $S_{\ell m}$ coefficients were not fitted, but kept constant. In principle, it is possible to fit all of them (with a dedicated version of *Xi*tau), but it turned out that for almost circular/equatorial orbits (and sparse astrometric datasets) it is not possible to distinguish between individual multipoles, which makes the problem degenerate.

In order to understand which multipoles are important, we estimated χ^2 's for different multipole degrees (up to some ℓ , see Fig. 1). We used an already converged model for $\ell = 10$, without re-convergence, though. It is clear that the model is very sensitive up to $\ell = 6$. It may be the case that changing other model parameters (especially P_1 , P_2) might improve the fits for $\ell < 6$. Degrees $\ell > 6$ seem to be insignificant for our analysis.

3.3. External tide

Additionally, we account for a tide on moons' orbits exerted by the Sun:

$$\mathbf{f}_{\text{tidal2}} = \frac{GM_\odot}{r_\odot^3} [3(\mathbf{r} \cdot \hat{\mathbf{n}})\hat{\mathbf{n}} - \mathbf{r}], \quad (18)$$

where M_\odot denotes the mass of the Sun, r_\odot its distance from Kleopatra, and $\hat{\mathbf{n}}$ its direction with respect to Kleopatra. It contributes to the satellite orbits precession by an amount comparable to that from the otherwise included higher multipole terms of Kleopatra's gravitational field. We also checked that Jupiter's influence is negligible.

The solar tide also acts on Kleopatra itself. The related precession of Kleopatra's spin axis is very slow though and can be neglected in the modelling of its rotation (and shape). The much faster precession of satellite orbits (driven by oblateness, or $J_2 \equiv -C_{20}$) and non-inertial acceleration terms imply that the Laplace plane always coincides with Kleopatra's equator (Goldreich 1965), regardless of any tidal dissipation.

3.4. Fitting of individual seasons

Free parameters of our model are as follows: masses m_1, m_2, m_3 , osculating orbital elements of the two orbits $P_1, \log e_1, i_1, \Omega_1, \varpi_1, \lambda_1, P_2, \log e_2, i_2, \Omega_2, \varpi_2, \lambda_2$ at a given epoch T_0 , and the rotation pole orientation $l_{\text{pole}}, b_{\text{pole}}$, i.e., 17 parameters in total. With *Xi*tau, we can fit any or all of them with the simplex algorithm (Nelder & Mead 1965).

Initial values (P 's, m 's) were taken from Descamps et al. (2011). All e 's, i 's were "zero" at $t = T_0$, but they are free to evolve. As a first step, we tried to fit individual datasets. Regarding DESCAMPS, we immediately reproduced their Fig. 2, including the suspicious outlier (bottom left). In fact, it fits on the other side of orbit, but its error in true longitude is $\sim 90^\circ$! It is an important observation.

For SPHERE2017 and SPHERE2018, the χ^2 for the nominal P 's was excessively large. It is an indication that the true periods might be either shorter or longer. Consequently, we computed periodograms (as $\chi(P)$) for a wide range of periods (see Figs. 2, 3). It was quite important to start with P_2 , because the true period is longer, and this allowed us to realize that P_1 is also longer. Otherwise, P_1, P_2 were so close to each other that the moon system became totally unstable.

After recomputing the periodograms, we obtained preliminary values of the true periods: $P_1 = (1.818 \pm 0.010)$ d, $P_2 = (2.740 \pm 0.010)$ d. The uncertainties are still large, because seasons have been treated separately. Nevertheless, the corresponding mass m_1 of Kleopatra should be clearly much lower than derived in previous works. It will turn out later that a low m_1 implies Kleopatra is actually very close to a critical surface, which we think is *not* a coincidence.

3.5. Fitting of DESCAMPS + SPHERE

As a next step, we fitted all datasets together. This required not only a substantially longer time span (3780 d vs 40 d), but also a 2-dimensional periodogram with a fine spacing, $\Delta P \simeq P^2/(t_2 - t_1) \simeq 10^{-3}$ d. We simply cannot use 1-dimensional periodograms for P_1 and P_2 , because the moons are interacting. If we change P_1 (only), χ^2 for P_2 also changes (albeit more slowly). The only way how to find a joint minimum is to try all combinations. Given the period uncertainties are at least several 10^{-2} d, this represents about 10^3 combinations. For each of the (initial) values, we performed 50 iterations by simplex (with both P_1 and P_2 free).² We verified that this was enough to reach a local minimum. This way, we can be sure that we did not miss a global minimum. The result is shown in Fig. 7. It is not a simple

² 1 iteration takes ~ 10 min, in total 1 week on 70 CPUs

χ^2 map — every point is a local minimum. Apart from blue areas, there are many local minima in between, where the simplex is stuck. Global-minimum algorithms (e.g., simulated annealing, differential evolution, genetic) are not very useful here, because one would have to try all combinations anyway.

Now, we can re-iterate the problem: we want to make all parameters free, but if we change ‘anything’ in our dynamical model, then we may be offset from our previously found local minimum of P_1 , P_2 . We also have to check neighbouring local minima! In other words, some perturbations (e.g., the precession of Ω , ϖ) can be compensated for by an adjustment of P_1 , P_2 . This is especially true for almost circular and almost equatorial orbits, where we cannot recognise the precession or $e > 0$, $i > 0$ in sky-plane motions, only as a phase shift.

Consequently, we iterated parameters sequentially, with help of several finer grids (in P_1 , P_2). We also re-measured one outlier and included the relative astrometry (SKY2) in order to check for possible systematics. In particular, we confirmed that m_1 is indeed low, around $1.5 \cdot 10^{-12} M_\odot$, with the corresponding bulk density $\rho_1 = 3300 \text{ kg m}^{-3}$. The minimum reached so far is $\chi^2 = \chi_{\text{sky}}^2 + \chi_{\text{sky2}}^2 = 315$.

3.6. Moon masses

We also looked for the optimum masses of the moons (Fig. 8). It turned out they are around: $m_2 = 2 \cdot 10^{-16} M_\odot$, $m_3 = 3 \cdot 10^{-16} M_\odot$, which together with diameters (Descamps et al. 2011): $D_2 = 6.9 \text{ km}$, $D_3 = 8.9 \text{ km}$, would correspond to the densities: $\rho_2 = 2300 \text{ kg m}^{-3}$, $\rho_3 = 1600 \text{ kg m}^{-3}$. These are somewhat lower than Kleopatra’s value, but the $1\text{-}\sigma$ uncertainties are still too large (50 %) to be conclusive.

For example, the case with $\rho_1 = \rho_2 = \rho_3$ (i.e., $m_2 = 3 \cdot 10^{-16} M_\odot$, $m_3 = 6 \cdot 10^{-16} M_\odot$) is marginally ($3\text{-}\sigma$) allowed, having $\chi^2 = \chi_{\text{sky}}^2 + \chi_{\text{sky2}}^2 = 305$ vs. 182. A possibility of massive moons ($\rho_2, \rho_3 > \rho_1$), especially when we increase $m_1 = 1.65 \cdot 10^{-12} M_\odot$ at the same time, is also allowed, with $\chi^2 = 205$ vs. 182. A hypothetical possibility of ‘zero-mass’ moons, with $\chi^2 = 214$ vs. 182, after a manual adjustment of P_1 , P_2 , cannot be excluded, nonetheless, if we believe in $D's > 0$, we should believe in $m's > 0$. Interactions of the moons are inevitable...

3.7. Best-fit and alternative model

Let us finally present the best-fit model, with $\chi^2 = \chi_{\text{sky}}^2 + \chi_{\text{sky2}}^2 + 0.3\chi_{\text{ao}}^2 = 368$. Its parameters are summarized in Tab. 3 and the results in Figs. 4, 5, 6. The orbits can be perhaps seen more clearly if we plot the three datasets separately (Figs. 9, 10). To emphasize the orbital elements are not constants in our dynamical model, we demonstrate it in accompanying Fig. 11. The oscillations of a , e , i for the inner moon reach 6 km, 0.04, 0.5°, respectively. The inclinations with respect to Kleopatra’s equator are close to zero. The dominant short-periodic terms are directly related to the ~ 5.4 -hour rotation of Kleopatra. The longer 100 and 270-day periods of inclinations correspond to the nodal precession if the reference plane is the equator.

The RMS residua of absolute astrometric measurements are approximately 17 mas (or 23 mas for relative), which should be compared to the assumed uncertainties of 10 mas. This fit is acceptable, with the reduced $\chi_R^2 = 1.71$ (or 2.35), especially because we do not see significant systematic problems. The values may be increased due to underestimated uncertainties of astrometric observations, remaining systematics related to the tan-

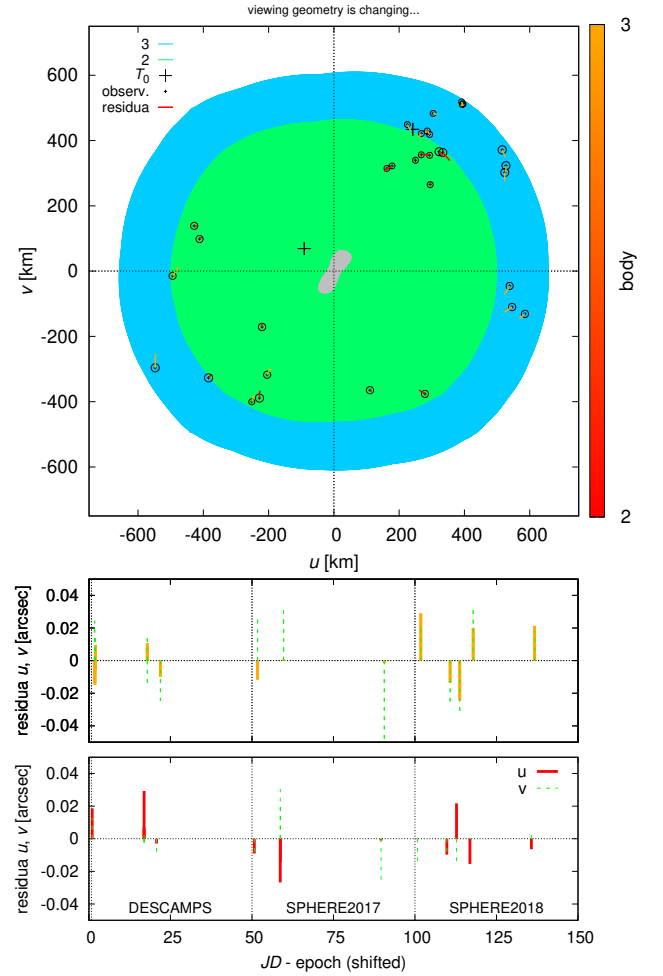


Fig. 4. Best-fit model with $\chi^2 = \chi_{\text{sky}}^2 + \chi_{\text{sky2}}^2 + 0.3\chi_{\text{ao}}^2 = 368$. Top: The orbits of Kleopatra’s moons plotted in the (u, v) coordinates (blue, green lines), observed absolute astrometry (SKY; black circles), and residua (red, orange lines for bodies 2, 3, i.e., inner and outer satellites). Kleopatra’s shape model for one of the epochs is overplotted in gray. The axes are scaled in km; with a variable viewing geometry, but without a variable distance. The mean semimajor axes of orbits are: $a_1 \doteq 499 \text{ km}$, $a_2 \doteq 655 \text{ km}$. Bottom: The residua of (u, v) in arcsec for the epochs of three datasets (DESCAMPS, SPHERE2017, SPHERE2018). The uncertainties of astrometric observations were approximately 0.01 arcsec.

gential (along-track) motion, the shape model ($C_{\ell m}$, $S_{\ell m}$) is not correct, and/or the density distribution is not uniform.

As there is no unique solution, we also present an alternative model, namely with $\chi^2 = 381$ (Tab. 3, right). It has a slightly higher mass m_1 (by 10 %), and adjusted periods P_1 , P_2 , so that the number of revolutions over $t_2 - t_1$ remains the same, with epochs $E_1 = 2149.08$, $E_2 = 1407.55$. On the other hand, the moons’ masses m_2 , m_3 are substantially higher (by a factor of 2 to 3). Last but not least, we can use the difference between these models to estimate realistic uncertainties of the parameters.

4. Implications for the moons

The nominal periods of the moons, $P_1 = 1.822359 \text{ d}$, $P_2 = 2.745820 \text{ d}$, — or the semimajor axes 499 and 655 km — are relatively close to each other. In our nominal model, the mu-

Table 1. Multipole coefficients of Kleopatra’s gravitational field, using the ADAM model and constant density. The normalisation is given by Eq. (8). The reference radius is $R = 59.633$ km.

C_{00}	1.00000000				
C_{10}	0.00000000				
C_{11}	0.00000000	S_{11}	0.00000000		
C_{20}	$-7.65106929 \cdot 10^{-1}$				
C_{21}	$3.98110264 \cdot 10^{-4}$	S_{21}	$-3.07876838 \cdot 10^{-4}$		
C_{22}	$3.59335850 \cdot 10^{-1}$	S_{22}	$-8.65906339 \cdot 10^{-5}$		
C_{30}	$1.49466956 \cdot 10^{-2}$				
C_{31}	$-5.24916471 \cdot 10^{-2}$	S_{31}	$5.20018496 \cdot 10^{-4}$		
C_{32}	$-1.48712568 \cdot 10^{-3}$	S_{32}	$2.52505000 \cdot 10^{-3}$		
C_{33}	$1.17882333 \cdot 10^{-2}$	S_{33}	$-3.43079734 \cdot 10^{-4}$		
C_{40}	1.30914835				
C_{41}	$-1.41497526 \cdot 10^{-2}$	S_{41}	$7.18145896 \cdot 10^{-4}$		
C_{42}	$-1.39568658 \cdot 10^{-1}$	S_{42}	$-1.72827301 \cdot 10^{-3}$		
C_{43}	$3.44681126 \cdot 10^{-4}$	S_{43}	$-6.95352555 \cdot 10^{-5}$		
C_{44}	$1.53908741 \cdot 10^{-2}$	S_{44}	$5.76718751 \cdot 10^{-4}$		
C_{50}	$-3.01286209 \cdot 10^{-2}$				
C_{51}	$1.39623684 \cdot 10^{-1}$	S_{51}	$-4.39146849 \cdot 10^{-5}$		
C_{52}	$9.49158788 \cdot 10^{-4}$	S_{52}	$-3.50208422 \cdot 10^{-3}$		
C_{53}	$-6.31945029 \cdot 10^{-3}$	S_{53}	$1.44844074 \cdot 10^{-6}$		
C_{54}	$7.63010533 \cdot 10^{-5}$	S_{54}	$2.87991860 \cdot 10^{-4}$		
C_{55}	$7.06444516 \cdot 10^{-4}$	S_{55}	$9.22871681 \cdot 10^{-6}$		
C_{60}	-2.92621603				
C_{61}	$5.01230966 \cdot 10^{-2}$	S_{61}	$-3.30583966 \cdot 10^{-3}$		
C_{62}	$1.41764499 \cdot 10^{-1}$	S_{62}	$2.29130383 \cdot 10^{-3}$		
C_{63}	$-9.12143591 \cdot 10^{-4}$	S_{63}	$2.24108452 \cdot 10^{-4}$		
C_{64}	$-4.29428304 \cdot 10^{-3}$	S_{64}	$-1.93439069 \cdot 10^{-4}$		
C_{65}	$1.33372930 \cdot 10^{-5}$	S_{65}	$-9.83952170 \cdot 10^{-6}$		
C_{66}	$3.04072429 \cdot 10^{-4}$	S_{66}	$3.14393964 \cdot 10^{-5}$		
C_{70}	$-1.49050705 \cdot 10^{-3}$				
C_{71}	$-4.94081000 \cdot 10^{-1}$	S_{71}	$-2.54792669 \cdot 10^{-3}$		
C_{72}	$1.49282198 \cdot 10^{-3}$	S_{72}	$6.59185873 \cdot 10^{-3}$		
C_{73}	$7.58761100 \cdot 10^{-3}$	S_{73}	$1.54865702 \cdot 10^{-5}$		
C_{74}	$-1.06667828 \cdot 10^{-4}$	S_{74}	$-2.55582680 \cdot 10^{-4}$		
C_{75}	$-2.15423464 \cdot 10^{-4}$	S_{75}	$-4.16149717 \cdot 10^{-6}$		
C_{76}	$5.72095667 \cdot 10^{-6}$	S_{76}	$1.01143177 \cdot 10^{-5}$		
C_{77}	$1.54723186 \cdot 10^{-5}$	S_{77}	$1.12688336 \cdot 10^{-6}$		
C_{80}	7.61525254				
C_{81}	$-1.66415917 \cdot 10^{-1}$	S_{81}	$1.15002782 \cdot 10^{-2}$		
C_{82}	$-2.12136010 \cdot 10^{-1}$	S_{82}	$-4.07662706 \cdot 10^{-3}$		
C_{83}	$2.01880918 \cdot 10^{-3}$	S_{83}	$-4.60678358 \cdot 10^{-4}$		
C_{84}	$3.27454389 \cdot 10^{-3}$	S_{84}	$1.62346625 \cdot 10^{-4}$		
C_{85}	$-2.40746340 \cdot 10^{-5}$	S_{85}	$1.09881420 \cdot 10^{-5}$		
C_{86}	$-6.84753900 \cdot 10^{-5}$	S_{86}	$-7.21260224 \cdot 10^{-6}$		
C_{87}	$3.52331279 \cdot 10^{-7}$	S_{87}	$-2.79130886 \cdot 10^{-7}$		
C_{88}	$3.55651688 \cdot 10^{-6}$	S_{88}	$7.47645373 \cdot 10^{-7}$		
C_{90}	$4.18361848 \cdot 10^{-1}$				
C_{91}	1.06717720	S_{91}	$-5.47346878 \cdot 10^{-4}$		
C_{92}	$-1.15403753 \cdot 10^{-2}$	S_{92}	$-1.39184073 \cdot 10^{-2}$		
C_{93}	$-2.74503944 \cdot 10^{-2}$	S_{93}	$-1.53156145 \cdot 10^{-3}$		
C_{94}	$2.12636564 \cdot 10^{-4}$	S_{94}	$3.22499931 \cdot 10^{-4}$		
C_{95}	$1.74908520 \cdot 10^{-4}$	S_{95}	$3.27374899 \cdot 10^{-6}$		
C_{96}	$-4.45393947 \cdot 10^{-6}$	S_{96}	$-6.47023483 \cdot 10^{-6}$		
C_{97}	$-3.52023978 \cdot 10^{-6}$	S_{97}	$-2.27651271 \cdot 10^{-7}$		
C_{98}	$1.20584507 \cdot 10^{-7}$	S_{98}	$1.64507039 \cdot 10^{-7}$		
C_{99}	$1.83429337 \cdot 10^{-7}$	S_{99}	$3.05515155 \cdot 10^{-8}$		
$C_{10,0}$	$-2.21145150 \cdot 10^1$				
$C_{10,1}$	$5.03865729 \cdot 10^{-1}$	$S_{10,1}$	$-3.33850136 \cdot 10^{-2}$		
$C_{10,2}$	$4.00901809 \cdot 10^{-1}$	$S_{10,2}$	$9.98417914 \cdot 10^{-3}$		
$C_{10,3}$	$-4.78661768 \cdot 10^{-3}$	$S_{10,3}$	$9.35952923 \cdot 10^{-4}$		
$C_{10,4}$	$-3.83595725 \cdot 10^{-3}$	$S_{10,4}$	$-2.25073571 \cdot 10^{-4}$		
$C_{10,5}$	$4.13709990 \cdot 10^{-5}$	$S_{10,5}$	$-1.37689312 \cdot 10^{-5}$		
$C_{10,6}$	$4.30269516 \cdot 10^{-5}$	$S_{10,6}$	$4.84072887 \cdot 10^{-6}$		
$C_{10,7}$	$-4.17610659 \cdot 10^{-7}$	$S_{10,7}$	$1.86498646 \cdot 10^{-7}$		
$C_{10,8}$	$-6.83864198 \cdot 10^{-7}$	$S_{10,8}$	$-1.39471718 \cdot 10^{-7}$		
$C_{10,9}$	$6.37173159 \cdot 10^{-9}$	$S_{10,9}$	$-2.88792150 \cdot 10^{-9}$		
$C_{10,10}$	$2.80465119 \cdot 10^{-8}$	$S_{10,10}$	$1.02591965 \cdot 10^{-8}$		

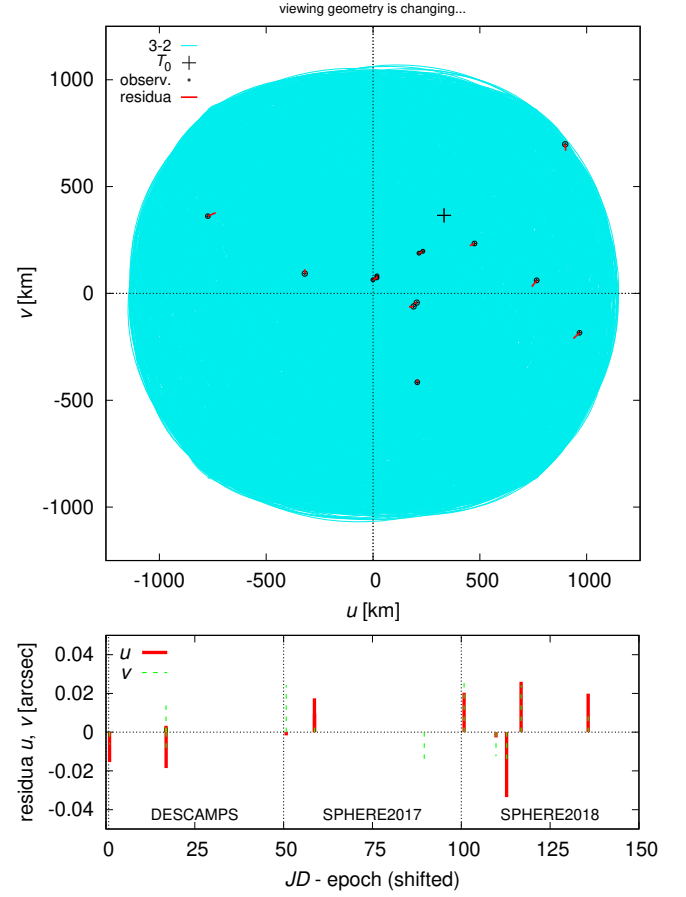


Fig. 5. Same as Fig. 4, but for the relative astrometry (SKY2; 3rd body wrt. 2nd). Point (0,0) is thus centered on the inner moon.

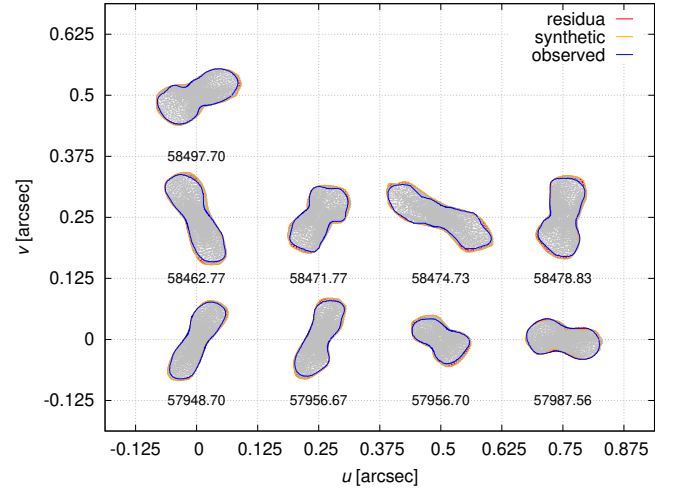


Fig. 6. Silhouettes of Kleopatra in (u, v) coordinates (orange), computed for nine epochs (JD – 2400000.0), compared to SPHERE2017, SPHERE2018 observations (blue), and residua (red).

tual interactions are weak, but if we would artificially increase the masses, they soon become strong. The upper limit for the stability of the moon system is about $m_2, m_3 \approx 3 \cdot 10^{-15} M_\odot$. Eccentricities hardly can be larger than $e_1, e_2 \approx 0.1$, because orbits then start to perturb and cross each other. Such closely-packed moon system strongly indicates a common origin.

Table 2. Convergence test of the multipole approximation. The acceleration components $\mathbf{a} = (a_x, a_y, a_z)$ were evaluated for the position vector $\mathbf{r} = (500 \text{ km}; 0; 0)$.

$a_x [\text{m s}^{-2}]$	$a_y [\text{m s}^{-2}]$	$a_z [\text{m s}^{-2}]$	description
$-1.23875008 \cdot 10^{-3}$	0.00000000	0.00000000	point mass
$-1.32251141 \cdot 10^{-3}$	$3.52412309 \cdot 10^{-8}$	$-3.27218005 \cdot 10^{-8}$	brute force
$-1.23875008 \cdot 10^{-3}$	0.00000000	0.00000000	multipole, 0
$-1.23875008 \cdot 10^{-3}$	0.00000000	0.00000000	multipole, 1
$-1.31595722 \cdot 10^{-3}$	$-9.15458551 \cdot 10^{-9}$	$2.10446228 \cdot 10^{-8}$	multipole, 2
$-1.31810548 \cdot 10^{-3}$	$-4.32382838 \cdot 10^{-8}$	$-7.29497823 \cdot 10^{-8}$	multipole, 3
$-1.32205774 \cdot 10^{-3}$	$2.39696605 \cdot 10^{-8}$	$-3.72801209 \cdot 10^{-8}$	multipole, 4
$-1.32228394 \cdot 10^{-3}$	$2.52638733 \cdot 10^{-8}$	$-3.83029760 \cdot 10^{-8}$	multipole, 5
$-1.32248271 \cdot 10^{-3}$	$3.37726230 \cdot 10^{-8}$	$-3.39267296 \cdot 10^{-8}$	multipole, 6
$-1.32250036 \cdot 10^{-3}$	$3.42765669 \cdot 10^{-8}$	$-3.32858996 \cdot 10^{-8}$	multipole, 7
$-1.32251056 \cdot 10^{-3}$	$3.50906194 \cdot 10^{-8}$	$-3.28680108 \cdot 10^{-8}$	multipole, 8
$-1.32251185 \cdot 10^{-3}$	$3.51653783 \cdot 10^{-8}$	$-3.27725086 \cdot 10^{-8}$	multipole, 9
$-1.32251239 \cdot 10^{-3}$	$3.52352260 \cdot 10^{-8}$	$-3.27371874 \cdot 10^{-8}$	multipole, 10

Table 3. Best-fit (left) and alternative (middle) model parameters, together with realistic uncertainties (right). Orbital elements of the moons are osculating, for the epoch $T_0 = 2454728.761806$ (cf. Fig. 11).

var.	val.	val.	unit	σ
m_1	$1.492735 \cdot 10^{-12}$	$1.651829 \cdot 10^{-12}$	M_S	$0.16 \cdot 10^{-12}$
m_2	$2 \cdot 10^{-16}$	$4 \cdot 10^{-16}$	M_S	$2 \cdot 10^{-16}$
m_3	$3 \cdot 10^{-16}$	$9 \cdot 10^{-16}$	M_S	$3 \cdot 10^{-16}$
P_1	1.822359	1.818203	day	0.004156
$\log e_1$	-3.991	-4.100	1	-3 (i.e. 0.001)
i_1	70.104	68.719	deg	1.0
Ω_1	252.920	253.751	deg	1.0
ϖ_1	0.089	13.892	deg	10.0
λ_1	59.665	60.565	deg	1.0
P_2	2.745820	2.740999	day	0.004820
$\log e_2$	-3.998	-4.138	1	-3
i_2	70.347	69.383	deg	1.0
Ω_2	252.954	252.033	deg	1.0
ϖ_2	1.601	-9.757	deg	10.0
λ_2	108.357	107.865	deg	1.0
l_{pole}	72.961	73.472	deg	1.0
b_{pole}	19.628	20.480	deg	1.0
n_{sky}	66	66		
$n_{\text{sky}2}$	28	28		
n_{ao}	3240	3240		
χ^2_{sky}	113	124		
$\chi^2_{\text{sky}2}$	66	78		
χ^2_{ao}	621	584		
$\chi^2_{\text{R sky}}$	368	381		
$\chi^2_{\text{R sky}2}$	1.71	1.87		
$\chi^2_{\text{R ao}}$	2.35	2.78		
$\chi^2_{\text{R ao}}$	0.19	0.18		

Notes. m_1 denotes the mass of body 1 (i.e. Kleopatra), m_2 body 2 (1st moon), m_3 body 3 (2nd moon), P_1 the orbital period of the 1st orbit, e_1 eccentricity, i_1 inclination, Ω_1 longitude of node, ϖ_1 longitude of pericentre, λ_1 true longitude, etc. of the 2nd orbit; l_{pole} ecliptic longitude of Kleopatra's rotation pole, b_{pole} ecliptic latitude; n numbers of observations (SKY, SKY2, AO), χ^2 values, $\chi^2_{\text{R}} \equiv \chi^2/n$ reduced values. The angular orbital elements are expressed in the standard stellar reference frame. If the orbits lie in the equatorial plane of body 1, they fulfil $i = 90^\circ - b_{\text{pole}}$, $\Omega = 180^\circ + l_{\text{pole}}$.

Moreover, the period ratio is close to the 3:2 mean-motion resonance, with $P_2/P_1 \doteq 1.507$ (cf. Fig. 7). We should specify the resonant condition more precisely though, because the perihelion precession rate $\dot{\varpi}$ is non-negligible in the vicinity of an oblate body (namely, $n_1 = 197 \text{ deg d}^{-1}$, $\dot{\varpi}_1 \approx 3 \text{ deg d}^{-1}$). The resonant angle is defined as:

$$\sigma = 3\lambda_2 - 2\lambda_1 - \varpi_1, \quad (19)$$

or alternatively ϖ_2 instead of ϖ_1 . The stable configuration is expected when conjunctions occur in the apocentre of the outer moon (or the pericentre of the inner moon). On the other hand,

it's not a circular restricted three-body problem: (i) the moons have comparable masses, (ii) the central body is irregular which induces perturbations on the synodic rotation time scale (sideric $P = 0.224386 \text{ d}$). According to our tests with bodies purposely placed in the exact resonance, or offset in the longitude so that the libration amplitude is $\sim 90^\circ$, regular librations are notable only if the initial (osculating) eccentricities $e_1, e_2 \gtrsim 10^{-2}$ (cf. Fig. 11). In the current best-fit configuration, they ain't.

In the future, it is important to better constrain the masses of moons. This task would require an extended astrometric dataset compared to what is available at the moment. If their low densi-

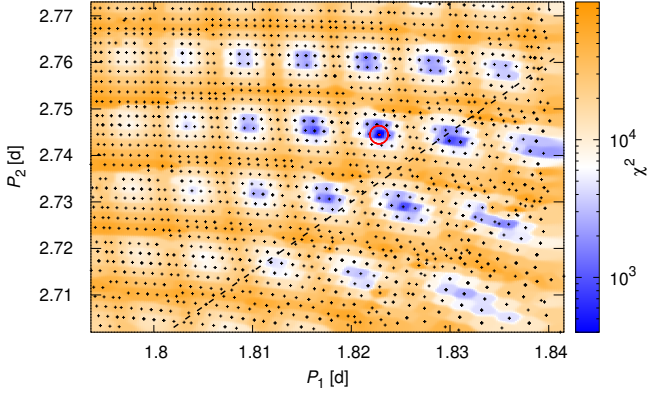


Fig. 7. $\chi^2 = \chi_{\text{sky}}^2$ values for a range of periods P_1 , P_2 and optimized models. Every black cross denotes a local minimum (i.e., not a simple χ^2 map). All datasets (DESCAMPS, SPHERE2017, SPHERE2018) were used together, consequently, the spacing between local minima is very fine. The global minimum is denoted by a red circle. The dashed line indicates the exact 3:2 period ratio.

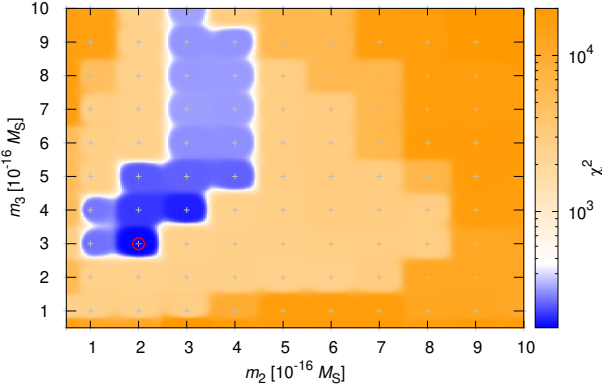


Fig. 8. $\chi^2 = \chi_{\text{sky}}^2 + \chi_{\text{sky}2}^2$ values for a range of moon masses m_2 , m_3 . All models were optimized with respect to the periods P_1 , P_2 . Other parameters were fixed. The global minimum is denoted by a red circle.

ties are confirmed, the interpretation would be that regolith making up both Kleopatra and the moons is relatively ‘fine’ (with block sizes smaller than the moon diameters) and it is more compressed in Kleopatra and less compressed in the moons. On contrary, if densities are high the interpretation would be the opposite: ‘coarse’ regolith in Kleopatra and monolithic material in the moons. This does not seem so likely, though.

For comparison, let us recall basic parameters of the Haumea moon system (Ortiz et al. 2017; Dunham et al. 2019). Although everything is about 10 times larger, the central body is very elongated triaxial ellipsoid (2.0:1.6:1), which is rapidly rotating (3.9h). The closest to the centre is the ring system, with ring particles orbiting close to the 3:1 spin-orbit resonance. There are two moons, inner Namaka and outer Hi’iaka, which are close to the 8:3 mean-motion resonance. The inner orbit is inclined, possibly perturbed by the ellipsoidal body, the outer is co-planar with the equator and the ring. A distinct collisional family related to Haumea was also identified (Brown et al. 2007; Leinhardt et al. 2010).

Clearly, the Kleopatra moon system is somewhat different — its moons are co-planar and more closely packed. There is no ring and no family (Nesvorný et al. 2015). Nevertheless, the

nearly-critical rotation as well as the mass ratios of the order of 10^{-3} vs. 10^{-4} are similar. Consequently, moon formation by mass shedding, after a rotational fission initiated by a low-energy impact (as in Ortiz et al. 2012) seems viable.

5. Conclusions

Having revised the mass of (216) Kleopatra, it is worth revising the interpretation of its shape (see the paper by Marchis et al.). We plan to use our multipole model also for analyses of other triple systems observed by the VLT/SPHERE (e.g., (45) Eugenia, (130) Elektra).

In this paper, we focus on future improvements of dynamical models. According to our preliminary tests, it should be possible to measure also angular velocities, because astrometric positions measured on close-in-time images are aligned with derived orbits. Even if the velocity magnitude is not correct, because of residual seeing and an under-corrected PSF, it is sufficient to measure its direction (‘sign’), which would prevent some of the ambiguities.

In our current model, we assume a fixed shape (derived by other methods). During the fitting, we let the pole orientation to vary slightly, although the shape and pole are always correlated. Moreover, we only fit silhouettes, which is surely inferior (compared to other methods). While it is not easy for us to combine a full N-body modelling with a full shape modelling, it may be viable to treat the multipole coefficients $C_{\ell m}$, $S_{\ell m}$ as free parameters. If adaptive-optics observations of asteroid moon systems will continue in the future, we may be at the dawn of asteroid ‘geodesy’ from the ground.

Acknowledgements. We thank an anonymous referee for valuable comments. This work has been supported by the Czech Science Foundation through grant 21-11058S (M. Brož, D. Vokrouhlický), 20-08218S (J. Hanuš, J. Ďurech), and by the Charles University Research program No. UNCE/SCI/023. This material is partially based upon work supported by the National Science Foundation under Grant No. 1743015. P. Vernazza, A. Drouard, M. Ferrais and B. Carry were supported by CNRS/INSU/PNP. M.M. was supported by the National Aeronautics and Space Administration under grant No. 80NSSC18K0849 issued through the Planetary Astronomy Program. The work of TSR was carried out through grant APOSTD/2019/046 by Generalitat Valenciana (Spain). This work was supported by the MINECO (Spanish Ministry of Economy) through grant RTI2018-095076-B-C21 (MINECO/FEDER, UE). The research leading to these results has received funding from the ARC grant for Concerted Research Actions, financed by the Wallonia-Brussels Federation. TRAPPIST is a project funded by the Belgian Fonds (National) de la Recherche Scientifique (F.R.S.-FNRS) under grant FRFC 2.5.594.09.F. TRAPPIST-North is a project funded by the University of Liège, and performed in collaboration with Cadi Ayyad University of Marrakesh. E. Jehin is a FNRS Senior Research Associate. The data presented herein were obtained partially at the W. M. Keck Observatory, which is operated as a scientific partnership among the California Institute of Technology, the University of California and the National Aeronautics and Space Administration. The Observatory was made possible by the generous financial support of the W. M. Keck Foundation. The authors wish to recognize and acknowledge the very significant cultural role and reverence that the summit of Maunakea has always had within the indigenous Hawaiian community. We are most fortunate to have the opportunity to conduct observations from this mountain.

References

- Bertotti, B., Farinella, P., & Vokrouhlický, D. 2003, *Physics of the Solar System — Dynamics and Evolution, Space Physics, and Spacetime Structure.*, Vol. 293 (Kluwer)
- Beuzit, J. L., Vigan, A., Mouillet, D., et al. 2019, *A&A*, 631, A155
- Brož, M. 2017, *ApJS*, 230, 19
- Brown, M. E., Barkume, K. M., Ragozzine, D., & Schaller, E. L. 2007, *Nature*, 446, 294
- Burša, M., Karský, G., & Kostecký, J. 1993, *Dynamika umělých družic v tělovém poli Země*. (Academia)
- Descamps, P., Marchis, F., Berthier, J., et al. 2011, *Icarus*, 211, 1022

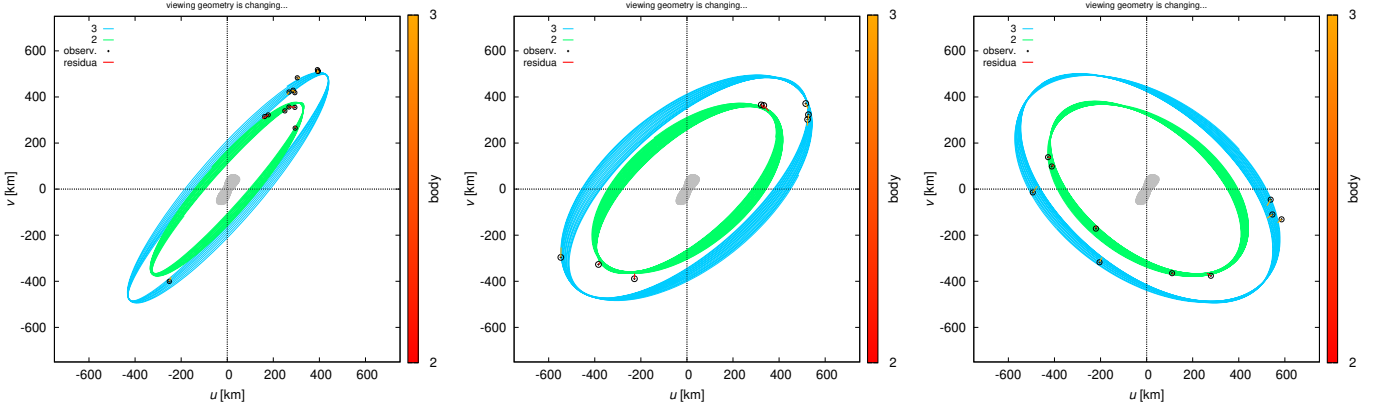


Fig. 9. Same as Fig. 4, but plotted separately for the three datasets.

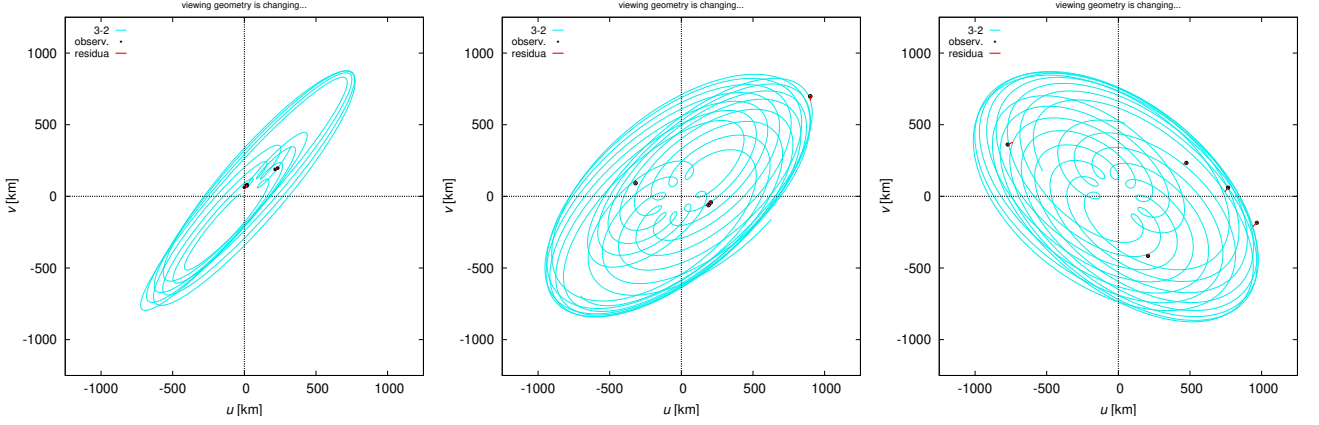


Fig. 10. Same as Fig. 5, but plotted separately for the three datasets.

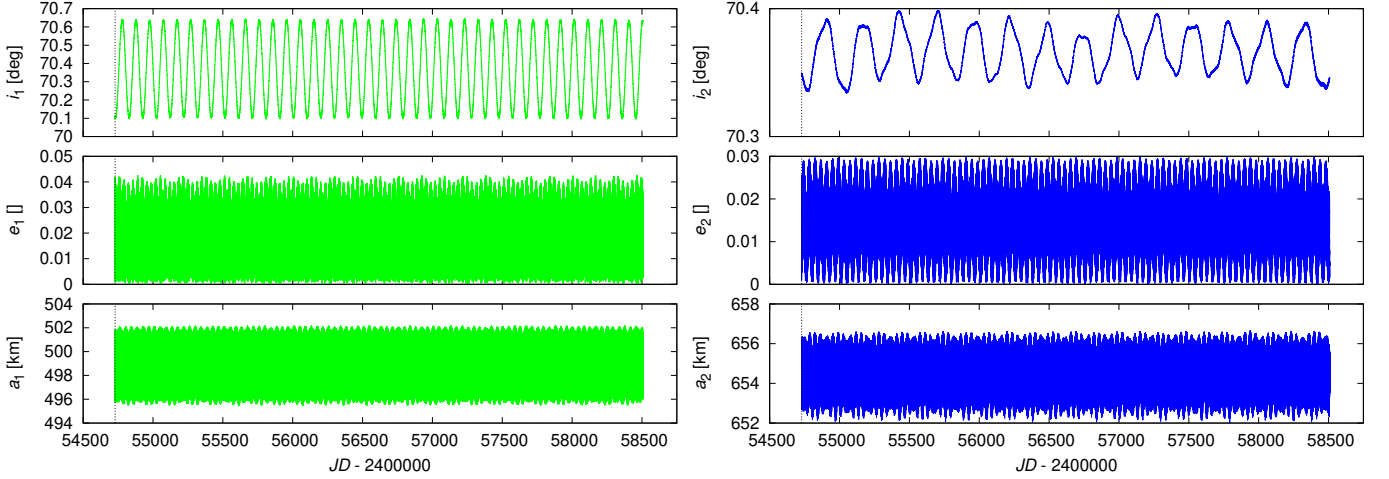


Fig. 11. Evolution of the osculating elements over a time span of 3780 d, shown for the semimajor axes a_1 , a_2 , eccentricities e_1 , e_2 , and inclinations i_1 , i_2 . Oscillations are mostly caused by the multipoles of Kleopatra. The moons mutually interact only weakly.

Dunham, E. T., Desch, S. J., & Probst, L. 2019, *ApJ*, 877, 41
 Giorgini, J. D., Yeomans, D. K., Chamberlin, A. B., et al. 1996, in *AAS/Division for Planetary Sciences Meeting Abstracts*, Vol. 28, AAS/Division for Planetary Sciences Meeting Abstracts #28, 25.04
 Goldreich, P. 1965, *AJ*, 70, 5
 Leinhardt, Z. M., Marcus, R. A., & Stewart, S. T. 2010, *ApJ*, 714, 1789
 Levison, H. F. & Duncan, M. J. 1994, *Icarus*, 108, 18
 Nelder, J. A. & Mead, R. 1965, *The Computer Journal*, 7, 308
 Nemravová, J. A., Harmanec, P., Brož, M., et al. 2016, *A&A*, 594, A55

Nesvorný, D., Brož, M., & Carruba, V. 2015, *Identification and Dynamical Properties of Asteroid Families*, ed. P. Michel, F. E. DeMeo, & W. F. Bottke (Univ. Arizona Press), 297–321
 Ortiz, J. L., Santos-Sanz, P., Sicardy, B., et al. 2017, *Nature*, 550, 219
 Ortiz, J. L., Thirouin, A., Campo Bagatin, A., et al. 2012, *MNRAS*, 419, 2315
 Ostro, S. J., Hudson, R. S., Nolan, M. C., et al. 2000, *Science*, 288, 836
 Palisa, J. 1880, *Astronomische Nachrichten*, 98, 129
 Shepard, M. K., Timerson, B., Scheeres, D. J., et al. 2018, *Icarus*, 311, 197
 Si, H. 2006, Available at <http://wias-berlin.de/software/tetgen/>