

AN ADVANCED N-BODY MODEL FOR INTERACTING MULTIPLE STELLAR SYSTEMS

MIROSLAV BROŽ¹

Astronomical Institute of the Charles University, Faculty of Mathematics and Physics,

V Holešovičkách 2, CZ-18000 Praha 8, Czech Republic

ABSTRACT

We construct an advanced model for interacting multiple stellar systems in which we compute all trajectories with a numerical N-body integrator, namely the Bulirsch–Stoer from the SWIFT package. We can then derive various observables: astrometric positions, radial velocities, minima timings (TTVs), eclipse durations, interferometric visibilities, closure phases, and even complete light curves. We use a modified version of the Wilson–Devinney code for the latter, in which the instantaneous true phase and inclination of the eclipsing binary are governed by the N-body integration. If one has all kinds of observations at disposal, a joint χ^2 metric and an optimisation algorithm (a simplex or simulated annealing) allows to search for a global minimum and construct very robust models of stellar systems. At the same time, our N-body model is free from artefacts which may arise if mutual gravitational interactions among all components are not self-consistently accounted for. Finally, we present a number of examples showing dynamical effects that can be studied with our code and we discuss how systematic errors may affect the results (and how to prevent this from happening).

Keywords: celestial mechanics — methods: numerical — binaries (including multiple):

close, eclipsing — techniques: radial velocities, photometric, interferometric

1. INTRODUCTION

Traditional models of eclipsing binaries have to often account for additional external bodies, most importantly as a third light, which makes depths of primary and secondary minima shallower; a light-time effect, causing periodic variations on $O - C$ diagrams; a precession of the argument of periastron ω , shifting the secondary minimum due to perturbations by the 3rd body; or changes of the inclination i with respect to the sky plane, in other words disappearing eclipses.

While analytical theories exist for a description of dynamical perturbations in triple stellar systems and corresponding transit timing variations (also known as TTVs, ETVs; see e.g. Breiter & Vokrouhlický 2015, Borkovits et al. 2016), we would prefer a more general approach — to account for *all* observational data; or at least as many as feasible. So, our aim is to incorporate astrometric or speckle-interferometric positions, radial velocities, minima timings, eclipse durations, spectro-interferometric visibilities, closure phases, and light curves too. At the same time, we do not want to be limited by inevitable approximations of the analytical theories (the N-body problem is not integrable) and the only way out seems to be an N-body integrator (as in Carter et al. 2011).

Another aspect is we cannot use analytical photometric models (like those used for exoplanet transits; Mandel & Agol 2002, Carter et al. 2008, Pál 2012), because the respective simplifications are not acceptable for stellar eclipses, not speaking about ellipsoidal variations outside eclipses.

In principle, our approach should be rather straightforward: we merge two codes into a single one; namely Levison & Duncan (1974) SWIFT code, and Wilson & Devinney (1971) WD code. In practice, a lot of work has to be done, because both of them have to be modified, we need to extract

and derive observable quantities, read observational data and check them by means of a χ^2 statistics. Last but not least, we need to run a minimisation algorithm on top of them.

Even though we do not present new observational data here, there is one recent application of our N-body model to ξ Tauri quadruple system which was described in a great amount of detail in Nemravová et al. (2016). Moreover, there is a comparison with a number of traditional, observation-specific models. In this ‘technical’ paper, we prefer to show mostly results of numerical simulations, or even negative results contradicting the observations, to demonstrate a sensitivity of our model.

We have a few motivations to do so: (i) no complete and fully self-consistent N-body model exists yet, which can account for that many observational constraints, (ii) we improved the model significantly compared to Nemravová et al. as we can now fit also complete light curves and optionally individual spectra (to be matched by user-supplied synthetic ones); (iii) the previous paper was a bit lengthy and there was simply not enough room for a more technical description of our code; (iv) we have to discuss the role of systematics, an experience gained during modelling of real multiple stellar systems.

2. MODEL DESCRIPTION

Let us begin with a description of the numerical integrator and the photometric model; then we present a list principal equations and a definition of the χ^2 metric used to compare the model with observational data.

2.1. Numerical integrator

We use the Bulirsch–Stoer numerical integrator (Press et al. 1999), with an adaptive time step, controlled by a unit-less parameter ϵ_{BS} . The integrator sequentially divides the time step Δt by factors 2, 4, 6, ..., checks if the relative difference between successive divisions is less than ϵ_{BS} and then performs an extrapolation $\Delta t \rightarrow 0$ by means of a rational function (see Figure 1). If the

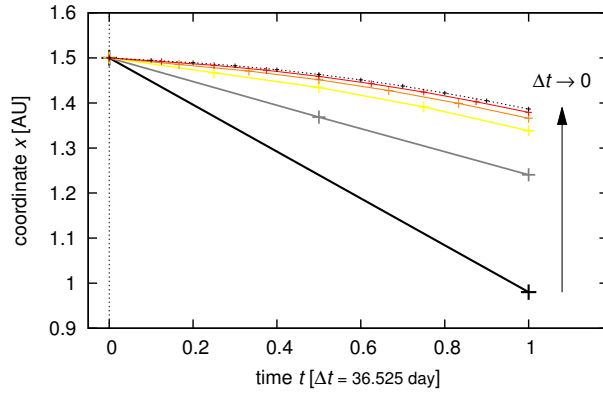


Figure 1. A principle of the Bulirsch–Stoer integrator. There is the time t as a independent variable on the abscissa and one of the coordinates x_b on the ordinate. A series of integrations with decreasing time steps $\Delta t_i = \frac{\Delta t}{2}, \frac{\Delta t}{4}, \frac{\Delta t}{6}, \dots$ is performed and then extrapolated for $\Delta t \rightarrow 0$ using a rational function. At the same time, relative differences between successive iterations have to be smaller than ϵ_{BS} .

maximum number of divisions $n_{\max} = 10$ is reached, the basic time step Δt has to be decreased, with another maximum number of trials $n_{\text{try}} = 30$. We beg to recall this well-known principle here as it is important to always understand principles and limitations of numerical methods in use. This kind of integrator is quite general and there are no restrictions for magnitudes of perturbations, so we can handle keplerian orbits, tiny N-body perturbations or even violent close encounters. Even though it is not symplectic, it does not suffer from an artificial periastron advance. On long time scales, it is worth to check the energy conservation and eventually decrease ϵ_{BS} , perhaps down to 10^{-11} .

Apart from the internal time step, a user can choose the output time step Δt_{out} . The time stepping was adapted so that we first prepare a list of ‘times of interest’ (corresponding to all observations) and the integrator outputs coordinates and velocities at exactly these times. Consequently, the need for additional interpolations is eliminated, except for minima timings and eclipse durations, where a linear interpolation from two close neighbouring points separated by the expected duration is used, and optionally for light curves (see below).

2.2. Photometric model

The only restriction for the geometry of the stellar system, is that only bodies 1 and 2 may be components of an eclipsing binary (or an ellipsoidal variable). Nevertheless, there can be any number of additional bodies, which do contribute to the total light, but we do not compute eclipses for them.

For light curve computations, we use the WD 2005 version, in order to produce compatible and comparable results to Phoebe 1.0 (Prša & Zwitter, 2005), but we plan to upgrade in the future. In brief, the WD code accounts for: black-body radiation or the Kurucz atmospheres, bolometric limb darkening, gravity darkening, reflection, an axial rotation, or the Rossiter–McLaughlin effect. This is a relatively complex photometric model (more complex than analytical models of Mandel & Agol 2002, Carter et al. 2008). We use *no* spots or circumstellar clouds in this version. Usually, the code is called with mode 0 (no constraints on potentials) or 2 (the luminosity L_2 of the secondary is computed from the temperature T_2). Note a number of parameters in lc.in input file are useless (e.g. orbital elements, precession and period rates, luminosities, potentials etc.) because they are driven from elsewhere.

To speed up light curve computations, we can use a binning of times Δt_{bin} and then linearly interpolate light curve points to the times of observations. For high-cadence data, we can possibly gain a factor of 10 or 100 speed-up this way, but we have to be sure there is no physical process in our model which could change magnitudes on the timescale shorter than Δt_{bin} .

2.3. Principal equations

Principal equations of our N-body model can be summarized as follows (the notation is described in Table 1) — the equation of motion:¹

$$\ddot{\mathbf{r}}_{bi} = - \sum_{j \neq i}^{N_{\text{bod}}} \frac{Gm_j}{r_{ji}^3} \mathbf{r}_{ji} + \mathbf{f}_{\text{tidal}} + \mathbf{f}_{\text{oblat}} + \mathbf{f}_{\text{ppn}}, \quad (1)$$

¹ The program, including sources and example input data, is available at <http://sirrah.troja.mff.cuni.cz/~mira/xitau/>.

with the lowest-order tidal term (Hut 1981):

$$\mathbf{f}_{\text{tidal}} = - \sum_{j \neq i}^{N_{\text{bod}}} 3k_{Li} \frac{Gm_j^2 R_i^5}{m_i r_{ij}^8} \mathbf{r}_{ji}, \quad (2)$$

oblateness:

$$\mathbf{f}_{\text{oblat}} = - \sum_{j \neq i}^{N_{\text{bod}}} \frac{1}{2} k_{Lj} \omega_{\text{rot } j}^2 \frac{R_i^5}{r_{ij}^5} \mathbf{r}_{ji}, \quad (3)$$

and parametrized post-newtonian (PPN; Mardling & Lin 2002) terms:

$$\begin{aligned} \mathbf{f}_{\text{ppn}} = & - \sum_{j > i}^{N_{\text{bod}}} \frac{G(m_j + m_i)}{r_{ij}^2 c^2} \left\{ -2(2 - \eta_{ij}) \dot{r}_{ij} \dot{\mathbf{r}}_{ij} \right. \\ & + \left[(1 + 3\eta_{ij}) \dot{\mathbf{r}}_{ij} \cdot \dot{\mathbf{r}}_{ij} - \frac{3}{2} \eta_{ij} \dot{r}_{ij}^2 \right. \\ & \left. \left. - 2(2 + \eta_{ij}) \frac{G(m_j + m_i)}{r_{ij}} \right] \frac{\mathbf{r}_{ij}}{r_{ij}} \right\}. \end{aligned} \quad (4)$$

Apart from trivial sky-plane positions x_{bi} , y_{bi} and radial velocities v_{zbi} , we can derive a number of *dependent* quantities, such as mid-eclipse timings (including light-time effects):

$$t'_{\text{ecl}} = t_{\text{min}} + \frac{z_{b1+2} - z_{b1+2}(t = T_0)}{c} - \frac{z_{h2}}{c}, \quad (5)$$

eclipse durations:

$$\epsilon'_{\text{ecl}} = \frac{2\sqrt{(R_1 + R_2)^2 - \Delta_{\text{min}}^2}}{\bar{v}_{h2}}, \quad (6)$$

luminosities (assuming a black-body approximation):

$$L_j(T_{\text{eff } j}, R_j) \doteq \int_{\lambda - \Delta\lambda/2}^{\lambda + \Delta\lambda/2} 4\pi R_j^2 \pi B_\lambda(T_{\text{eff } j}) d\lambda, \quad (7)$$

a uniform-disk complex visibility:

$$V'(u, v) = \sum_{j=1}^{N_{\text{bod}}} \frac{L_j}{L_{\text{tot}}} 2 \frac{J_1(\pi\theta_j\sqrt{u^2+v^2})}{\pi\theta_j\sqrt{u^2+v^2}} e^{-2\pi i(ux'_{aj} + vy'_{aj})}, \quad (8)$$

a complex triple product:

$$T'_3 = V'(u_1, v_1) V'(u_2, v_2) V'(-(u_1 + u_2), -(v_1 + v_2)), \quad (9)$$

the true phase of the eclipsing binary (at a time t modified by the light-time effects):

$$\varphi'_{\text{ecl}} = \frac{1}{2\pi} \arctan \frac{\hat{O} \cdot \hat{Y}}{\hat{O} \cdot \hat{X}}, \quad (10)$$

its inclination:

$$i'_{\text{ecl}} = \arccos(-\hat{O} \cdot \hat{Z}), \quad (11)$$

Kopal potential (for the WD code which outputs relative magnitudes m'_V):

$$\Omega_{\text{Kopal}j} \doteq \left\langle \frac{1}{r_1} + \frac{q}{r_2} + \frac{1}{2}(1+q)r_3^2 \right\rangle_{\text{circle } \frac{R_j}{r_{12}}, \text{ where}} \quad (12)$$

$$\mathbf{r}_1 \in \text{circle}, \mathbf{r}_2 = \mathbf{r}_1 - (1, 0, 0), \mathbf{r}_3 = (x_1 - \frac{q}{1+q}, y_1, 0),$$

and a synthetic spectrum (with appropriate Doppler shifts):

$$I'_\lambda = \sum_{j=1}^{N_{\text{bod}}} \frac{L_j}{L_{\text{tot}}} I_{\text{syn}j} \left[\lambda \left(1 - \frac{v_{z\text{bj}+\gamma}}{c} \right) \right]. \quad (13)$$

Internally, we use a barycentric left-handed Cartesian coordinate system with x negative in the right-ascension direction, y positive in declination, and z positive in radial, i.e. away from the observer; the units are day, au, au/day and au^3/day^2 for the time, coordinates, velocities and masses, respectively. We also need additional coordinate systems, namely: Jacobian (for computations of hierarchical orbital elements), 1-centric (for an eclipse detection), 1+2 photocentric, or 1+2+3 photocentric (for a comparison with astrometric observations of components 3 and 4).

One may immediately note a minor caveat of our model: the geometric radius (in Eq. (6)), the effective radius (in Eq. (7)), the uniform-disk radius (a.k.a. θ_j in Eq. (8)), and the average radius (used in Eq. (12)) are all assumed to be approximately the same. If this does not hold, it would be necessary to add some three more equations describing relations between them.

2.4. Observational data

When we compare our model with observations, we can compute χ^2 for astrometric positions, radial velocities, minima timings (TTVs), eclipse durations, interferometric squared visibilities, closure

Table 1. Notation used for coordinates, velocities, and a number of other quantities and uncertainties, which we use in our N-body model.

N_{bod}	number of bodies
m	mass (GM_{\odot} units)
$q = \frac{m_1}{m_2}$	mass ratio
$\eta_{ij} = \frac{m_j m_i}{(m_j + m_i)^2}$	symmetrized mass ratio
k_L	Love number
ω_{rot}	rotational angular velocity
x_b, y_b, z_b	barycentric coordinates
v_{xb}, v_{yb}, v_{zb}	barycentric velocities
x_h, y_h, z_h	1-centric coordinates
v_{xh}, v_{yh}, v_{zh}	1-centric velocities
x_p, y_p	1+2 photocentric sky-plane coordinates
x_{p3}, y_{p3}	1+2+3 photocentric coordinates
$x_a = \frac{x_h}{d}, y_a$	1-centric coordinates in an angular measure
$\hat{X}, \hat{Y}, \hat{Z}$	unitvectors aligned with 1+2 eclipsing pair
$\hat{O} = (0, 0, -1)$	observers direction
γ	systemic velocity
v_{rad}	observed radial velocity
t_{ecl}	mid-epoch of an eclipse of 1+2 pair
ϵ_{ecl}	eclipse duration
L, L_{tot}	component luminosity and the total one
T_{eff}	effective temperature
R	stellar radius

Table 1. Cont.

$\lambda, \Delta\lambda$	effective wavelength and bandwidth
$B_\lambda(T)$	the Planck function
V	complex visibility, squared visibility is $ V ^2$
T_3	complex triple product, closure phase is $\arg T_3$
u, v	projected baselines (expressed in cycles, $\frac{B}{\lambda}$)
$\theta = \frac{2R}{d}$	angular diameter
d	distance to the system
m_V	magnitude (in V band or another)
I_λ	normalized monochromatic intensity
$\sigma_{\text{sky major, minor}}$	uncertainty of the astrometric position, angular sizes of the uncertainty ellipse
ϕ_{ellipse}	position angle of the ellipse
$\mathbf{R}(\dots)$	the corresponding 2×2 rotation matrix
σ_{rv}	uncertainty of the radial velocity
σ_{ttv}	uncertainty of the eclipse mid-epoch timing
σ_{ecl}	uncertainty of the eclipse duration
σ_{vis}	uncertainty of the squared visibility
σ_{clo}	uncertainty of the closure phase
σ_{t3}	uncertainty of the triple product amplitude
σ_{lc}	uncertainty of the light-curve data
σ_{syn}	uncertainty of the normalized intensity
m_j^{\min}, m_j^{\max}	minimum and maximum masses

phases, triple product amplitudes, light curves, synthetic spectra, and additional mass constraints (according to spectroscopic classification):

$$\begin{aligned} \chi^2 = & \underline{\chi}_{\text{sky}}^2 + \chi_{\text{rv}}^2 + \chi_{\text{ttv}}^2 + \chi_{\text{ecl}}^2 + \underline{\chi}_{\text{vis}}^2 + \underline{\chi}_{\text{clo}}^2 + \chi_{\text{t3}}^2 + \\ & + \underline{\chi}_{\text{lc}}^2 + \underline{\chi}_{\text{syn}}^2 + \chi_{\text{mass}}^2, \end{aligned} \quad (14)$$

where:

$$\chi_{\text{sky}}^2 = \sum_{j=1}^{N_{\text{bod}}} \sum_{i=1}^{N_{\text{sky } j}} \left\{ \frac{(\Delta x_{ji})^2}{\sigma_{\text{sky major } ji}^2} + \frac{(\Delta y_{ji})^2}{\sigma_{\text{sky minor } ji}^2} \right\}, \quad (15)$$

$$(\Delta x_{ji}, \Delta y_{ji}) = \mathbf{R} \left(-\phi_{\text{ellipse}} - \frac{\pi}{2} \right) \times \begin{pmatrix} x'_{pji} - x_{pji} \\ y'_{pji} - y_{pji} \end{pmatrix}, \quad (16)$$

$$\chi_{\text{rv}}^2 = \sum_{j=1}^{N_{\text{bod}}} \sum_{i=1}^{N_{\text{rv } j}} \frac{(v'_{zbi} + \gamma - v_{\text{rad } ji})^2}{\sigma_{\text{rv } ji}^2}, \quad (17)$$

$$\chi_{\text{ttv}}^2 = \sum_{i=1}^{N_{\text{ttv}}} \frac{(t'_{\text{ecl } i} - t_{\text{ecl } i})^2}{\sigma_{\text{ttv } i}^2}, \quad (18)$$

$$\chi_{\text{ecl}}^2 = \sum_{i=1}^{N_{\text{ecl}}} \frac{(\epsilon'_{\text{ecl } i} - \epsilon_{\text{ecl } i})^2}{\sigma_{\text{ecl } i}^2}, \quad (19)$$

$$\chi_{\text{vis}}^2 = \sum_{i=1}^{N_{\text{vis}}} \frac{(|V'(u_i, v_i)|^2 - |V|_i^2)^2}{\sigma_{\text{vis } i}^2}, \quad (20)$$

$$\chi_{\text{clo}}^2 = \sum_{i=1}^{N_{\text{clo}}} \frac{(\arg T'_{3i} - \arg T_{3i})^2}{\sigma_{\text{clo } i}^2}, \quad (21)$$

$$\chi_{\text{t3}}^2 = \sum_{i=1}^{N_{\text{t3}}} \frac{(|T_{3i}'| - |T_{3i}|)^2}{\sigma_{\text{t3 } i}^2}, \quad (22)$$

$$\chi_{\text{lc}}^2 = \sum_{k=1}^{N_{\text{band}}} \sum_{i=1}^{N_{\text{lc } k}} \frac{(m'_{Vki} - m_{Vki})^2}{\sigma_{\text{lc } ki}^2}, \quad (23)$$

$$\chi_{\text{syn}}^2 = \sum_{i=1}^{N_{\text{syn}}} \frac{(I'_{\lambda i} - I_{\lambda i})^2}{\sigma_{\text{syn } i}^2}, \quad (24)$$

and somewhat arbitrarily:

$$\chi_{\text{mass}}^2 = \sum_{j=1}^{N_{\text{bod}}} \left(\frac{2m_j - m_j^{\text{min}} - m_j^{\text{max}}}{m_j^{\text{max}} - m_j^{\text{min}}} \right)^{100}. \quad (25)$$

Again, the quantities are described in Table 1. The index i always corresponds to observational data, j to individual bodies, and k to sets of data. The primed quantities correspond to synthetic data, integrated (or interpolated) to the times of observations t_i .

As usually, observational data have to be in a suitable format and we provide some example scripts for a conversion or extraction of data from OIFITS files (Pauls et al. 2005). Note that one shall *not* use RV measurements when it is possible to fit the observed spectra with synthetic ones. Similarly, no minima timings or durations are needed when we have complete light curves at disposal (cf. Figure 2); and no triple product amplitudes $|T_3|$ when the same interferometric measurements are used as squared visibilities $|V|^2$. Let us emphasize that it is always better to use directly observable quantities, not derived!

To find a local or a global minimum, we can use a standard simplex algorithm or simulated annealing (Press et al. 1999), with the cooling schedule $T^{i+1} = (1 - \epsilon_{\text{temp}})T^i$, after given number of iterations at T^i . Free parameters of the model (which can be optionally fixed) are: the masses m_j of the components, orbital elements $a_j, e_j, i_j, \Omega_j, \omega_j, M_j$ of the respective orbits, systemic velocity γ , distance d , radii R_j , and effective temperatures $T_{\text{eff } j}$. For N_{bod} bodies, this represents a set of $(9N_{\text{bod}} - 4)$ parameters in total.

3. EXAMPLES OF DYNAMICAL EFFECTS

To demonstrate some capabilities of our N-body model we present several numerical simulations that can be treated as examples of what can be fitted to observational data (more examples can be found in Fabrycky 2010).

3.1. Precession of ω and Ω

Probably the most trivial perturbation is the precession of the argument of pericentre ω . In our case however, the temporal derivative $\dot{\omega}$ is *not* a free parameter; it is directly tied to the masses and

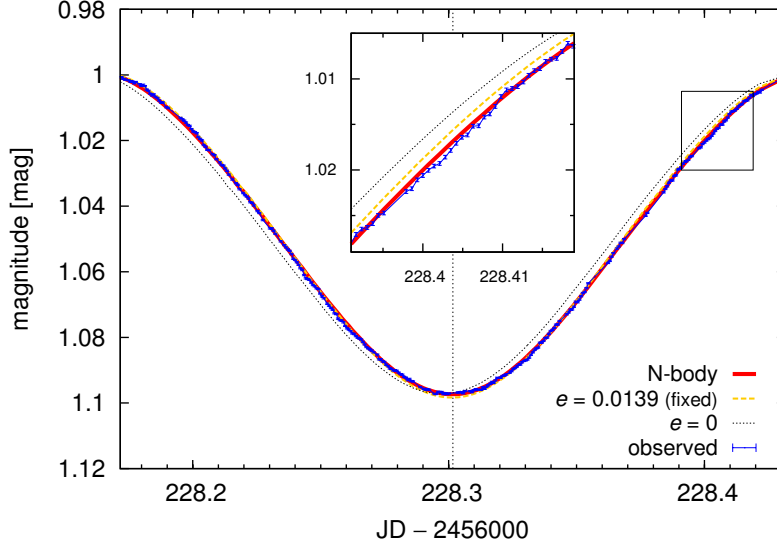


Figure 2. Light curves of a detached eclipsing binary and three dynamical models: (i) a keplerian (2-body) assuming a fixed circular orbit ($e = 0$, black dotted line), (ii) a locally-optimized keplerian with a non-zero fixed eccentricity $e = 0.0139$ (yellow), and (iii) a full N-body model with the initial osculating $e_1(t = T_0) = 0$ (red), but with a general trajectory affected by perturbations among four components. The last case corresponds to the arrangement of ξ Tauri quadruple system (as described in Nemravová et al. 2016). The light curves and minima timings differ more than the usual uncertainty σ_{lc} , or σ_{ttv} achievable by space-born observations like that of MOST (Walker et al. 2003; cf. blue line with tiny error bars, quasiperiodic oscillations were removed as explained in Section 4.8). It is thus necessary to use the N-body model for such compact stellar systems, even on this *very short* (orbital) time scale.

initial osculating elements of the bodies. The same holds for the longitude of the ascending node Ω and the corresponding $\dot{\Omega}$. It is thus not necessary to use any secular theories, because all secular perturbations are implicitly included in our N-body model. Moreover, one can expect that neither $\dot{\omega}(t)$ nor $\dot{\Omega}(t)$ are exactly constant, because some short-periodic perturbations are always present.

Depending on the distribution of the angular momentum \mathbf{L} in the system, the precession of individual orbits can occur with different amplitudes, although the secular time scales for a pair of orbits are the same. In the Laplace coordinate system (aligned with total \mathbf{L}), all $\bar{\omega}_j$ and $\bar{\Omega}_j$ circulate from 0 to 360° . On the other hand, our frame of reference is tied to the observers direction and the sky plane, so that ω_j or Ω_j often *librate*, in other words oscillate in a limited interval, due to the purely

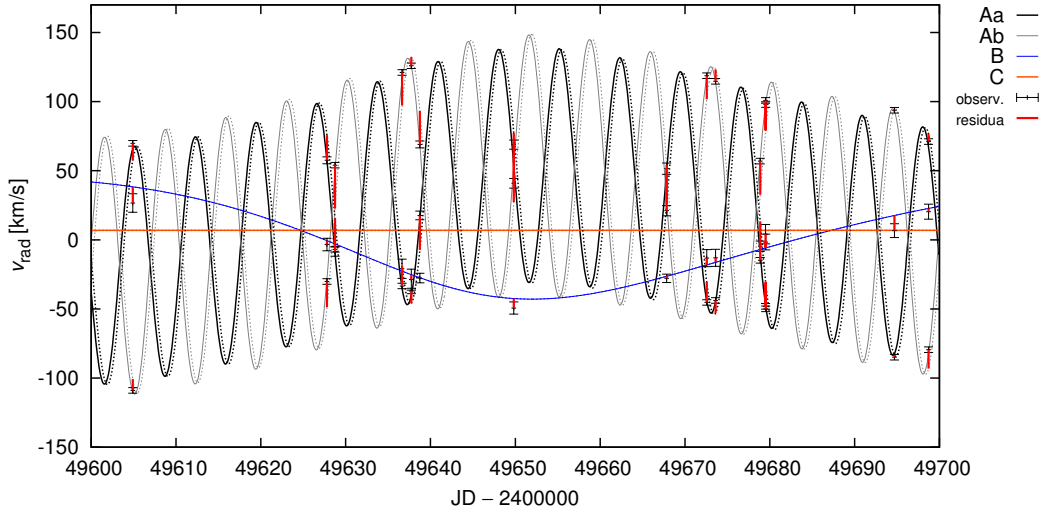


Figure 3. An evolution of radial velocities (RVs) of the four components of ξ Tauri (denoted Aa, Ab, B and C), assuming two different values of the initial osculating eccentricity $e_1(t = T_0)$ of the inner orbit: (i) zero (thick lines); (ii) an increased non-zero $e_1 = 0.01$ (dotted lines). There is a significant phase shift between them that can be easily detected, because the respective RV measurements cover the interval of JD from 2449300 to 2456889. For even larger $e_1 \simeq 0.1$, the oscillations of RVs forced by the 3rd body also have larger amplitude, related to the evolution of $e_1(t)$. For comparison, there are some of the observations plotted (black points with error bars) and residua wrt. the worse non-zero e_1 model (red lines).

geometrical projection.

Apart from the above basic secular perturbations, we also account for an additional precession caused by tides, oblateness and general-relativistic effects (Eqs. (2) to (4)).

3.2. Inclination vs eclipse durations

As a result of the nodal precession $\dot{\Omega}_j$ of each orbit, the inclinations i_j with respect to the sky plane also often librate. Regarding the case of i_1 , the eclipsing binary may exhibit one or more photometric effects: changes of eclipse durations, eclipse depths, or completely disappearing (and later reappearing) eclipses. All of these are accounted for and contribute to χ_{ecl}^2 , χ_{lc}^2 , or χ_{ttv}^2 terms.

Our model is also extremely sensitive to the *mutual* inclination J of the orbits, because the precession rates are functions of it (see Eqs. 26 and 27 in Nemravová et al. 2016, but these are suitable only for low e_1 , low J and large a_2/a_1). This may significantly contribute to χ_{sky}^2 , or χ_{vis}^2 .

3.3. Eccentricity oscillations

Yet another phenomenon may occur on secular time scales, namely oscillations of the osculating eccentricity $e_1(t)$ forced by the 3rd body. In an 'extreme' case, $e_1(t = T_0) \simeq 0.1$, it is manifested as forced oscillations of radial velocities which no longer have constant amplitudes.

For low eccentricities of the order of 0.01, one can search for some phase shifts of RVs of components 1 and 2. This turns out to be a strong constraint for the initial eccentricity $e_1(t = T_0)$, because the phase shifts occur as soon as $e_1 \neq 0$. An example for ξ Tau system is shown in Figure 3.

3.4. Kozai cycles

A closely related classical example are the Kozai cycles (Kozai 1962, Lidov 1962), or *coupled* oscillations of the eccentricity e and mutual inclination J which preserve the invariant $L_z = \sqrt{1 - e^2} \cos J$. They occur for high-inclination orbits with a certain minimum (critical) inclination J_{\min} .

We can easily demonstrate such oscillations, if we substantially increase the mutual inclination J in ξ Tau system (see Figure 4). However, in this particular case the system is so massive and compact that the approximations involved in the derivation of L_z integral do not hold anymore! The respective time scale (19 yr) of the oscillations is also much shorter than predicted by the analytical theory; and there is a 4th body with a 51 yr orbit involved, so that the phasing of e , i is not exact.

For compact systems it is worth to verify if tides or oblateness are capable of suppressing Kozai oscillations or not by enforcing a different precession rate (for a reasonably high value of k_L , i.e. $\simeq 0.3$ for M dwarfs, or as small as 10^{-2} for solar-like stars; Mardling & Lin 2004).

3.5. Variation and evection

Leaving secular perturbations aside, there are short-periodic perturbations which occur on the *orbital* time scales P_j of individual orbits. In a classical Hills theory, we would have five terms contributing to departures of the true longitude $\Delta\lambda$ (Fitzpatrick 2012): eccentricity, ellipticity, incli-

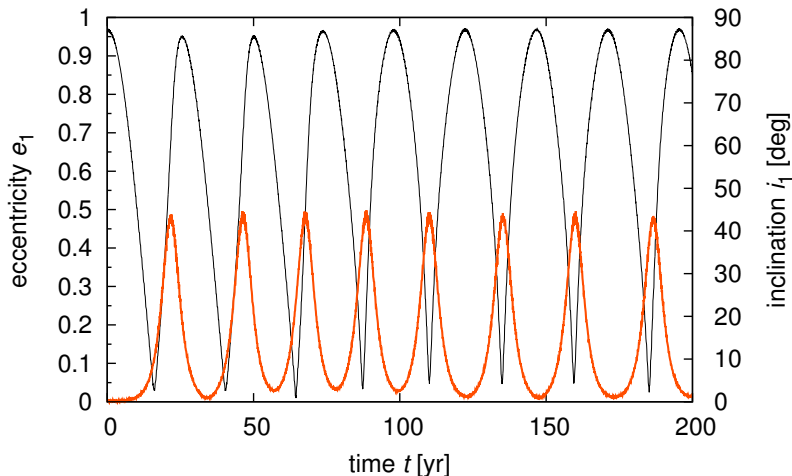


Figure 4. The Kozai cycles in a hypothetical quadruple system with the mutual inclination $J = 50^\circ$ of the first two orbits, i.e. larger than the critical value J_{\min} . The coupled oscillations of the eccentricity e_1 (orange) and inclination i_1 (black) would be visible, on the time scale as short as $T_{\text{Kozai}} \simeq 19 \text{ yr}$. Note in this case tides or oblateness are *not* strong enough to suppress these oscillations (cf. Fabrycky 2010), when we assume the Love number $k_L = 0.3$.

nation, variation and evection. The last two are of interest, as they arise from interactions with an external 3rd body. One can recognise the variation is maximal in octant points, and the evection in quadrant points (wrt. to the 3rd body).

In Figure 5 we demonstrate these short-periodic effects for a system similar to ξ Tau. Note the 3rd body may be virtually ‘fixed’ and still cause variation or evection which contribute mostly to χ_{rv}^2 , but not directly to χ_{ttv}^2 , since the eclipses are always measured at the same true longitude λ .

3.6. Prograde vs retrograde orbits

Traditionally, it is practically impossible to distinguish prograde and retrograde orbits, because the corresponding RVs are the same. But luckily, mutual interactions within the N-body model can contribute to χ_{ttv}^2 sufficiently (cf. Fig. 12 in Nemravová et al. 2016). The principle is as follows: if the distance of the 3rd body is increasing (or decreasing) during one P_1 , the gravitational potential at around the binary is less negative (or more) and consequently the value of P_1 is inevitably larger (smaller).

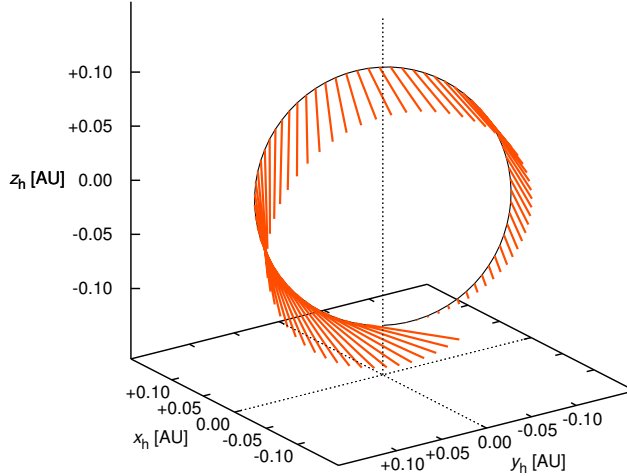


Figure 5. A general trajectory of the inner eclipsing binary as output from our N-body model, affected by the 3rd and 4th component in ξ Tauri quadruple system. The differences (orange lines) with respect to a keplerian orbit (black curve) — fixed at the initial conditions — were exaggerated 100 times to make them visible at all. Two most important terms describing departures in longitude $\Delta\lambda$ are called the variation and evection. Alternatively, the keplerian orbit could have been optimized, so that $\Delta\lambda$ are smaller at certain λ , but never zero everywhere.

3.7. Long-term evolution and stability

It is also possible to run the N-body integrator separately, regardless of an observational time span, and study a long-term evolution and stability of stellar systems. We may wish to prefer those orbital solutions which are indeed stable.

One of the difficulties is that the output of osculating elements is either prohibitively long or an *aliasing* occurs when the output time step Δt_{out} is larger than an half of the shortest orbital period, $P_1/2$ (cf. Figure 6, top).

In a modified version of the BS integrator (`swift_bs_fp`), we can use an on-line digital filtering of non-singular osculating elements h_j, k_j, p_j, q_j to overcome these problems: first a multi-level convolution based on the Kaiser windows (Quinn et al. 1991) to obtain *mean* elements, and second a frequency-modified Fourier transform (Šidlichovský & Nesvorný 1997) to extract *proper* elements. For N mutually interacting bodies, one can expect $2N$ eigen-frequencies of the system, which are

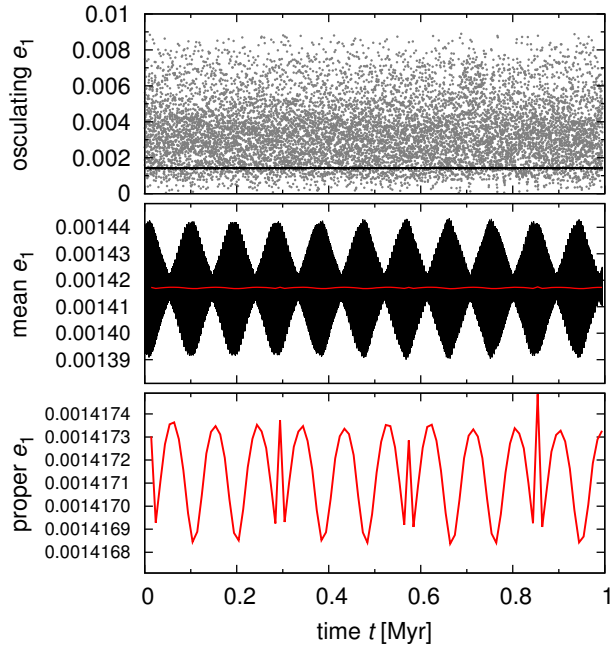


Figure 6. A long-term evolution of ξ Tauri quadruple system, or the eccentricity $e_1(t)$ of the 1st orbit, respectively. There are osculating (top), mean (middle), and proper (bottom) orbital elements shown. Note the osculating elements may exhibit *aliasing*, i.e. artificial long-period changes, because the output time step $\Delta t_{\text{out}} = 100$ yr is too long and the corresponding Nyquist period is $P_{\text{Ny}} = \Delta t_{\text{out}}/2$. The mean elements were computed with the following setup: input sampling $\Delta t = 3$ d, sequence of filters denoted A, A, A, and B (from Quinn et al. 1991), with decimation factors 10, 10, 10, 3, output sampling $\Delta t_{\text{mean}} = 24.6$ yr, so that the passband $P > 164.271$ yr, the total ripple at most 10^{-4} , the stopband $P < 54.757$ yr, and a minimum suppression of 10^{-9} . The proper elements were then computed from $N_{\text{samples}} = 512$, after every $\Delta t_{\text{proper}} = 10^4$ yr. There might be some minor glitches, arising from frequency peak splittings, but with very low amplitude.

usually denoted g_j and s_j . The corresponding amplitudes e_{pj} , $\sin \frac{1}{2} I_{pj}$ can be considered approximate integrals of motion which only evolve on time scales longer than secular (see Figure 6, bottom).

3.8. Close encounters

Additionally, one can model hyperbolic trajectories and three-body encounters or captures, even though from a historical perspective such stellar models do not seem very convincing (Tokovinin 1986), because some observations might have been affected by raw measurement errors (e.g. a wrong plate scale), an abrupt change of the orbital period may turn out to be rather quasiperiodic (possibly

related to magnetic phenomena) and any inter-stellar encounter is considered an exceedingly rare event.

Finally, let us mention that all mean-motion resonances (Rivera et al. 2005), secular resonances, three-body resonances (Nesvorný and Morbidelli 1998), or chaotic diffusion due to overlapping resonances are also naturally accounted for in our N-body model.

4. POSSIBLE PROBLEMS DUE TO SYSTEMATICS

We have to admit that any modelling (compact stellar systems included) can be spoiled, either when there are systematic deficiencies of the model, e.g. keplerian vs N-body, or serious systematic errors in observational data, especially when we use very heterogeneous datasets. In the following, we thus discuss several ‘dangerous’ cases.

4.1. *Discretization errors*

Of course, any numerical computation suffers from discretization errors and interpolation errors, even though we tried to decrease the latter as much as possible (cf. Section 2). This is probably the most important disadvantage compared to analytical computations. A general rule is a convergence of results (and corresponding χ^2 values) for $\Delta t \rightarrow 0$.

However, let us add a warning that rarely a decrease of time step, e.g. by a factor of 2, may lead to unexpected results. For example, when eclipses are almost disappearing, the trajectory with $\Delta t/2$ is more curved and may thus miss the last eclipse, which suddenly *increases* χ_{ttv}^2 because the next eclipse is now one orbital period P far away. The solution is to converge the model once again, with $\Delta t/2$.

Let’s not forget, there is yet another discretization related to the WD code, or the surfaces of the eclipsing binary. For low numbers N_{wd} , one can see numerical artefacts on the light curve, as

rectangular surface facets appear from behind the limb, or disappear. Again, it is worth to check larger N_{wd} .

4.2. *Mirror solutions*

Quite often, we can expect one or more (m) mirror solutions (and 2^m combinations of them). A typical situation is we have no RVs for faint components (so that both inclinations i and $i' = -i$ are admissible), or no unambiguous astrometry or closure-phase measurements (so that Ω and $\Omega' = 180^\circ - \Omega$ are both admissible). Consequently, one may save some time when surveying the parameter space.

However, with the N-body model at hand it is worth to check not only the total χ^2 but also *individual contributions* to χ^2 for all the mirror models! Especially χ_{ttv}^2 is very sensitive to the mutual perturbations, and we may be able to resolve some of the ambiguities mentioned above.

Of course, the statistics must not be corrupted by systematics or strongly underestimated uncertainties in other observational datasets. If this is the unfortunate case, one may try to use weights w of individual χ^2 's, but this should be used as “a method of last resort”. The reason is that it is too easy to hide *all* systematics this way, even though it is better to get rid of them (see below).

4.3. *Heterogeneous datasets of RVs*

Radial-velocity measurements might be affected by zero point offsets, which then lead to different systemic velocities γ for different observatories. This can be a bit misleading, because it is not possible to *a priori* distinguish systematic differences in dispersion relations from real perturbations, when the observations were acquired at epochs distant in time.

A well-known viable approach is to use an independent calibration by narrow interstellar lines (DIBs; Chini et al. 2012), if they are present and resolved in the given spectral range. Another possibility are atmospheric lines for which the relative RVs can be computed easily. If this is impossible,

one should use the N-body model with a great caution, because simply increasing $\sigma_{\text{rv}} \simeq \Delta\gamma$, to get $\chi_{\text{rv}}^2 \simeq N_{\text{rv}}$ is a wrong idea. The RV measurements in question will still ‘push’ the model elsewhere and there will be systematic departures with respect to other (more or less orthogonal) observational data.

It may be a too much freedom, but if the dispersion relations can be considered stable from night to night, some calibration factors $f_{\text{rv } k}$ of RVs — assigned to individual observatories or datasets — might be actually a better solution. In any case, such factors have to be always treaded as additional free parameters of the N-body model.

4.4. *RVs from disentangling*

Sometimes, RVs are derived in the Fourier domain by means of disentangling (e.g. by Korel; Hadrava 1995), with an advantage to obtain disentangled spectra of individual components. There is a ‘hidden’ caveat, though, because one can expect a strong correlation of RVs and the fixed keplerian orbital elements used during the disentangling procedure. This represents a problem, because we do vary initial osculating orbital elements in the N-body model and they most likely will contradict the previous elements.

Note the disentangled spectra should *not* be re-used as templates, because they contain slight systematic asymmetries or wavy continua. If we try to match the observed spectra with such templates again, we would obtain artificially small uncertainties σ_{rv} (and extremely large χ_{rv}^2). A solution is to use synthetic spectra similar to the disentangled ones, but with no direct relation to Korel, as an intermediate step to derive new RVs.

4.5. *RVs from synthetic spectra*

Alternatively, RVs of the individual components can be derived directly in the time domain by fitting a luminosity-weighted sum of suitable synthetic spectra (e.g. by Pyterpol; Nemravová et al.

2016). Instead of fitting the observed spectra individually (one-by-one), it is advisable to assume that most of the free parameters (projected $v_{\text{rot } j}$, $T_{\text{eff } j}$, gravity $\log g_j$, and metallicity Z_j of the stellar components) are the same for all spectra, with the exception of RVs which are surely time dependent. Luckily, these RVs are *not* strongly correlated with the orbital elements, so they seem suitable as an input for the N-body model.

On the other hand, this method can have problems on its own when RVs are small (at conjunctions) and v_{rot} large, so that the lines are totally blended. As a provisional solution, one may try to discard the lowest RVs which cause the problems, or do *not* use RVs at all and rather fit synthetic spectra directly with the N-body model (χ_{syn}^2), which is definitely a better approach, because RVs will be correctly tied to each other (see Figure 7).

4.6. Rectification procedure

Inevitably, RVs might have been systematically affected already during a basic reduction, namely a rectification (normalisation) of spectra. If the rectification procedure is automated by fitting a low-degree polynomial to continua, it is worth to try a different maximum degree of the polynomial and run the above synthetic spectra optimisation once again.

4.7. Visibility calibration

Contrary to closure phase $\arg T_3$ measurements, the squared visibility $|V|^2$ has to be calibrated by close-in-time observations of comparison stars with known angular diameters or unresolved (point-like) sources. Sometimes even the calibrated measurements exhibit unrealistically quick changes of $|V|^2$ or sudden decreases of $|V|^2$, possibly caused by unfavorable weather conditions, or seeing comparable to the slit width, affecting a light contribution from barely-resolved components, or other obscure instrumental defects.

In the end, dropping of these suspicious observational data may be the only way to prevent the

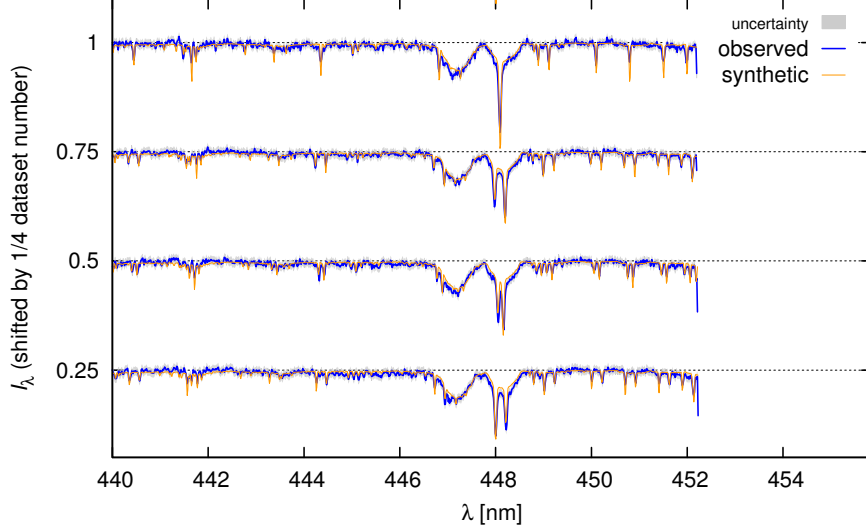


Figure 7. A small subset of the observed spectra of ξ Tauri (blue), fitted by a triplet of synthetic spectra (orange) for components Aa, Ab (sharp-lined), and B (broad-lined). The Doppler shifts were set according to the N-body model, consequently there is no problem with the blending of lines in the top spectrum. The respective parameters of the components were assumed as follows: the effective temperature $T_{\text{eff}} = 10700, 10480, 14190$ K; surface gravity $\log g = 4.08, 4.01, 4.527$; projected rotational velocity $v_{\text{rot}} = 12.6, 14.3, 229.2 \text{ km s}^{-1}$; and the metallicity was solar. The relative luminosities were $L = 0.203, 0.134, 0.644 L_{\odot}$, while the component C was considered too faint. The synthetic spectra were kindly prepared by JN with Pyterpol (Nemravová et al. 2016).

systematics to unrealistically shift the model. Using a low weight $w_{\text{vis}} = 0.1$ is not a satisfactory option. To this point, we always retain a dataset identification for each single measurement which enables us to quickly perform a bootstrap testing.

4.8. Quasiperiodic oscillations

A removal of quasiperiodic light oscillations which are sometimes present (or always for high-precision measurements) outside eclipses is very important, because they may otherwise systematically offset the minima timings themselves. One wave of the oscillations behaves like a ‘ramp’, which skews the light curve at around the minimum.

The observed light curve should be thus *locally* fitted by a suitable function (e.g. harmonic with

a variable period and amplitude) and then subtracted from the data. If the (synthetic) light curve out of eclipses is flat beyond doubt, it seems better to drop these segments of the (observed) light curve completely, because they would increase χ_{lc}^2 but there is no useful information as we have no physical model for these oscillations (as of yet).

4.9. *Osculating vs fixed elements*

Some care is also needed when comparing results of (old) keplerian and (new) N-body models. They actually *can* differ by more than a few σ , because the former orbital elements are fixed, while the latter are only osculating initial conditions at $t = T_0$. Generally, all elements are time-dependent quantities, $a_1(t), e_1(t), i_1(t)$, etc., whereas their oscillations are often *larger* than uncertainties of the initial osculating elements. In fact, one can perform some averaging over the observational time span to facilitate the comparison. Nevertheless, the N-body model is more complete, and it should be probably preferred.

To conclude in a pessimistic way, the above list of possible problems and systematics cannot be treated as complete, unfortunately.

5. CONCLUSIONS AND FUTURE WORK

Today, N-body models seem to be an absolutely necessary tool for a careful inspection of observational data. It is important to take care that discrepancies between keplerian and full N-body dynamics no longer spoil derived stellar parameters. After a removal of (some) systematic errors (sometimes) present in observations or reductions, it enables us to reveal even tiny N-body perturbations and construct robust models of compact stellar systems (e.g. those from Table 2).

Regarding future developments of (our or other) N-body models, it seems worthwhile to also account for: calibration factors of individual interferometric telescopes, limb darkening in the visibility

calculation, especially when measuring on longest baselines, and eventually one may think of an upgrade to the WD 2015, or Phoebe 2.0 (already used in Pablo et al. 2015).

Yet another work is needed to compute trajectories even more accurately, with physics going beyond point-like masses, equilibrium tides or oblateness, namely: higher gravitational moments (J_4) due to non-sphericity of stellar components, tidal dissipation (e.g. Mignard 1979), corresponding long-term evolution of orbits, spin evolution (Eggleton & Kisileva-Eggleton 2001), spin-orbital resonances, or radiation of gravitational waves in extreme cases.

The situation in stellar interiors also matters. The dissipation occurs either due to viscosity in outer convective zones, or due to inertial oscillations in radiative zones, which are excited on eccentric orbits by dynamic tides and subsequently radiatively damped (Zahn 2008). In triple systems, the excitations may actually arise from a binary subsystem, and corresponding light oscillations then have an half of its period (Derekas et al. 2011, Fuller et al. 2013). Another difficulty stems from certain coupling of envelopes and cores (Papaloizou & Ivanov 2010). Inevitably, a fully self-consistent model should account for a back-reaction: the strongest tidal heating may inflate whole objects (Mardling 2007).

The work of MB was supported by the grants no. P209-15-02112S and P209-13-01308S of the Czech Science Foundation. I also thank Jana Nemravová and David Vokrouhlický for valuable discussions on the subject and a fruitful collaboration on the ξ Tauri paper.

APPENDIX

A. TECHNICAL NOTES

A.1. *Different hierarchy*

By default, we assume a hierarchy like $((1+2)+3)+4$, for which Jacobian orbital elements seem to be a suitable description. For a substantially different hierarchy, say two pairs like $(1+2)$ and $(3+4)$, where we would prefer a different definition of elements, only a very small part of the code has to

Table 2. Suggested examples of compact stellar systems for which the N-body model could be useful (or inevitable). This ‘catalogue’ obviously cannot be considered comprehensive.

Designation	Reference
λ Tau	Fekel & Tomkin (1982)
ξ Tau	Nemravová et al. (2016)
VW LMi	Pribulla et al. (2008)
V994 Her = HD 170314	Zasche & Uhlář (2016)
V907 Sco = HD 163302	Lacy et al. (1999)
HD 91962	Tokovinin et al. (2015)
HD 109648	Jha et al. (2000)
HD 144548	Alonso et al. (2015)
HD 181068 = KIC 5952403	Fuller et al. (2013)
KIC 05255552	Borkovits et al. (2016)
KIC 05771589	
KIC 06964043	
KIC 07289157	
KIC 07668648	
KIC 07955301	
KIC 09714358	

be rewritten, namely in the `chi2_func.f` function, where all free/fixed parameters are resolved, and barycentric Cartesian coordinates are computed. Alternatively, one may wish to use 1-centric Cartesian coordinates as actual parameters, because sometimes precise observational data may constrain (‘fix’) some of them (x_{h2} , y_{h2} , etc.), thus decreasing the dimensionality of the parameter space.

A.2. *Jacobian orbital elements*

Unlike the usual stellar-astronomy convention, where the brightest component is always at the origin of the reference frame, in our N-body model we usually select the most compact eclipsing pair as bodies 1 and 2, or the most massive component as 1. The reason is that orbital elements in hierarchical systems are usually computed in Jacobian coordinates, where the centre of mass 1+2 is the reference point for the coordinates and velocities of the 3rd body; the 1+2+3 centre of mass is a suitable reference for the 4th body, and so on. The corresponding Jacobian elements then have a nice interpretation. Because of the above definition, it may be necessary to adjust to-be-fitted astrometric measurements by 180° in the position angle — not due to an ambiguity, but simply because the reference body is different in our case. Similarly, a value of Ω from literature may actually differ by 180° .

REFERENCES

- Alonso, R., Deeg, H. J., Hoyer, S., Lodieu, N., Palle, E. & Sanchis-Ojeda, R. 2015, *A&A*, 584, L8
- Borkovits, T., Hajdu, T., Sztakovics, J., et al. 2016, *MNRAS*, 455, 4136
- Breiter, S. & Vokrouhlický, D. 2015, *MNRAS*, 449, 1691
- Carter, J. A., Fabrycky, D. C., Ragozzine, D., et al. 2011, *Science*, 331, 562
- Carter, J. A., Yee, J. C., Eastman, J., et al. 2008, *ApJ*, 689, 499
- Chini, R., Hoffmeister V. H., Nasser, A., et al. 2012, *MNRAS*, 424, 1925
- Derekas, A., Kiss, L. L., Borkovits, T., et al. 2011, *Science*, 332, 216
- Eggleton, P. P. & Kiseleva-Eggleton, L. 2001, *ApJ*, 562, 1012
- Fabrycky, D. C. 2010, *Non-Keplerian Dynamics*, in *Exoplanets*, ed. S. Seager, Univ. of Arizona Press
- Fekel, F. C. & Tomkin, J. 1982, *ApJ*, 263, 289
- Fitzpatrick, R. 2012, *An Introduction to Celestial Mechanics*, Cambridge Univ. Press
- Fuller, J., Derekas, A., Borkovits, T., Huber, D., Bedding, T. & Kiss, T. 2013, *MNRAS*, 429, 2425
- Hadrava, P. 1995, *A&AS*, 114, 393
- Hut, P. 1981, *A&A*, 99, 126
- Jha, S., Torres, G., Stefanik, R. P., Latham, D. W. & Mazeh, T. 2000, *MNRAS*, 317, 375
- Kozai, I. 1962, *AJ*, 67, 591
- Lidov, M. L. 1962, *P&SS*, 9, 719
- Mandel, K. & Agol, E. 2002, *ApJ*, 580, 171
- Mardling, R. A. 2007, *MNRAS*, 382, 1768
- Mardling, R. A. & Lin, D. N. C. 2004, *ApJ*, 614, 995
- Mardling, R. A. & Lin, D. N. C. 2002, *ApJ*, 573, 829
- Mignard, F. 1979, *M&P*, 20, 301
- Nemravová, J., Harmanec, P., Brož, M., et al. 2016, *A&A*, accepted
- Nesvorný, D. & Morbidelli, A. 1998, *AJ*, 116, 3029
- Lacy, C. H. S., Helt, B. E. & Vaz, L. P. R. 1999, *AJ*, 117, 541
- Levison, H. F. & Duncan, M. J. 1994, *Icarus*, 108, 18
- Pablo, H., Richardson, N. D., Moffat, A. F. J., et al. 2015, *ApJ*, 809, 134
- Pál, A. 2012, *MNRAS*, 420, 1630
- Papaloizou, J. C. B. & Ivanov, P. B. 2010, *MNRAS*, 407, 1631
- Pauls, T. A., Young, J. S., Cotton, W. D. & Monnier, J. D. 2005, *PASP*, 117, 1255
- Press, W. H., Teukolsky, S. A., Vetterlink, W. T. & Flannery, B. P. 1999, *Numerical Recipes in Fortran* 77, Cambridge Univ. Press
- Pribulla, T., Baluđanský, D., Dubovský, P., Kudzej, I., Parimucha, Š., Siwak, M. & Vaňko, M. 2008, *MNRAS*, 390, 798
- Prša, A. & Zwitter, T. 2005, *ApJ*, 628, 426
- Quinn, T. R., Tremaine, S. & Duncan, M. 1991, *AJ*, 101, 2287

- Rivera, E. J., Lissauer, J. J., Butler, R. P., et al. 2005, *ApJ*, 634, 625
- Šidlichovský, M. & Nesvorný, D. 1996, *CeMDA*, 65, 137
- Tokovinin, A. A. 1986, *Astronomicheskii Tsirkulyar*, 1415, 1
- Tokovinin, A., Latham, D. W. & Mason, B. D. 2015, *AJ*, 149, 195
- Walker, G., Matthews, J., Kuschnig, R., et al. 2003, *PASP*, 115, 1023
- Wilson, R. E & Devinney, E. J. 1971, *ApJ*, 166, 605
- Zahn, J.-P. 2008, *EAS Publ. Ser.*, 29, 67
- Zasche, P. & Uhlár, R. 2016, *A&A*, 588, 121